

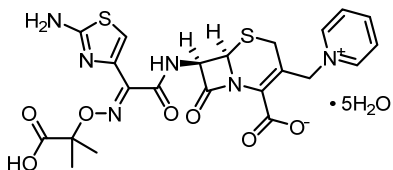
## PRESCRIBING INFORMATION

### **FORTAZ<sup>®</sup>** **(ceftazidime for injection)** **PHARMACY BULK PACKAGE –** **NOT FOR DIRECT INFUSION**

To reduce the development of drug-resistant bacteria and maintain the effectiveness of FORTAZ and other antibacterial drugs, FORTAZ should be used only to treat or prevent infections that are proven or strongly suspected to be caused by bacteria.

### **DESCRIPTION**

Ceftazidime is a semisynthetic, broad-spectrum, beta-lactam antibacterial drug for parenteral administration. It is the pentahydrate of pyridinium, 1-[[7-[(2-amino-4-thiazolyl)((1-carboxy-1-methylethoxy)imino)acetyl]amino]-2-carboxy-8-oxo-5-thia-1-azabicyclo[4.2.0]oct-2-en-3-yl]methyl]-, hydroxide, inner salt, [6R-[6 $\alpha$ ,7 $\beta$ (Z)]]]. It has the following structure:



The molecular formula is C<sub>22</sub>H<sub>32</sub>N<sub>6</sub>O<sub>12</sub>S<sub>2</sub>, representing a molecular weight of 636.6.

FORTAZ is a sterile, dry-powdered mixture of ceftazidime pentahydrate and sodium carbonate. The sodium carbonate at a concentration of 118 mg/g of ceftazidime activity has been admixed to facilitate dissolution. The total sodium content of the mixture is approximately 54 mg (2.3 mEq)/g of ceftazidime activity. The Pharmacy Bulk Package vial contains 709 mg of sodium carbonate. The sodium content is approximately 54 mg (2.3mEq) per gram of ceftazidime.

FORTAZ in sterile crystalline form is supplied in Pharmacy Bulk Packages equivalent to 6g of anhydrous ceftazidime.

The Pharmacy Bulk Package bottle is a container of sterile preparation for parenteral use that contains many single doses. The contents are intended for use in a pharmacy admixture program and are restricted to the preparation of admixtures for intravenous use. **THE PHARMACY BULK PACKAGE IS NOT FOR DIRECT INFUSION, FURTHER DILUTION IS REQUIRED BEFORE USE.** (See **DOSAGE AND ADMINISTRATION**-Directions for Proper Use of Pharmacy Bulk Package).

Solutions of FORTAZ range in color from light yellow to amber, depending on the diluent and volume used. The pH of freshly constituted solutions usually ranges from 5 to 8.

## CLINICAL PHARMACOLOGY

After IV administration of 500-mg and 1-g doses of ceftazidime over 5 minutes to normal adult male volunteers, mean peak serum concentrations of 45 and 90 mcg/mL, respectively, were achieved. After IV infusion of 500-mg, 1-g, and 2-g doses of ceftazidime over 20 to 30 minutes to normal adult male volunteers, mean peak serum concentrations of 42, 69, and 170 mcg/mL, respectively, were achieved. The average serum concentrations following IV infusion of 500-mg, 1-g, and 2-g doses to these volunteers over an 8-hour interval are given in *Table 1*.

**Table 1. Average Serum Concentrations of Ceftazidime**

Ceftazidime IV Dose	Serum Concentrations (mcg/mL)				
	0.5 hr	1 hr	2 hr	4 hr	8 hr
500 mg	42	25	12	6	2
1 g	60	39	23	11	3
2 g	129	75	42	13	5

The absorption and elimination of ceftazidime were directly proportional to the size of the dose. The half-life following IV administration was approximately 1.9 hours. Less than 10% of ceftazidime was protein bound. The degree of protein binding was independent of concentration. There was no evidence of accumulation of ceftazidime in the serum in individuals with normal renal function following multiple IV doses of 1 and 2 g every 8 hours for 10 days.

Following intramuscular (IM) administration of 500-mg and 1-g doses of ceftazidime to normal adult volunteers, the mean peak serum concentrations were 17 and 39 mcg/mL, respectively, at approximately 1 hour. Serum concentrations remained above 4 mcg/mL for 6 and 8 hours after the IM administration of 500-mg and 1-g doses, respectively. The half-life of ceftazidime in these volunteers was approximately 2 hours.

The presence of hepatic dysfunction had no effect on the pharmacokinetics of ceftazidime in individuals administered 2 g intravenously every 8 hours for 5 days. Therefore, a dosage adjustment from the normal recommended dosage is not required for patients with hepatic dysfunction, provided renal function is not impaired.

Approximately 80% to 90% of an IM or IV dose of ceftazidime is excreted unchanged by the kidneys over a 24-hour period. After the IV administration of single 500-mg or 1-g doses, approximately 50% of the dose appeared in the urine in the first 2 hours. An additional 20% was excreted between 2 and 4 hours after dosing, and approximately another 12% of the dose appeared in the urine between 4 and 8 hours later. The elimination of ceftazidime by the kidneys resulted in high therapeutic concentrations in the urine.

The mean renal clearance of ceftazidime was approximately 100 mL/min. The calculated plasma clearance of approximately 115 mL/min indicated nearly complete elimination of ceftazidime by the renal route. Administration of probenecid before dosing had no effect on

the elimination kinetics of ceftazidime. This suggested that ceftazidime is eliminated by glomerular filtration and is not actively secreted by renal tubular mechanisms.

Since ceftazidime is eliminated almost solely by the kidneys, its serum half-life is significantly prolonged in patients with impaired renal function. Consequently, dosage adjustments in such patients as described in the DOSAGE AND ADMINISTRATION section are suggested.

Therapeutic concentrations of ceftazidime are achieved in the following body tissues and fluids.

**Table 2. Ceftazidime Concentrations in Body Tissues and Fluids**

<b>Tissue or Fluid</b>	<b>Dose/Route</b>	<b>No. of Patien</b>	<b>Time of Sample Postdos</b>	<b>Average Tissue or Fluid Level (mcg/mL or</b>
Urine	500 mg IM	6	0-2 hr	2,100.0
	2 g IV	6	0-2 hr	12,000.0
Bile	2 g IV	3	90 min	36.4
Synovial fluid	2 g IV	13	2 hr	25.6
Peritoneal fluid	2 g IV	8	2 hr	48.6
Sputum	1 g IV	8	1 hr	9.0
Cerebrospinal fluid	2 g q8hr IV	5	120 min	9.8
(inflamed meninges)	2 g q8hr IV	6	180 min	9.4
Aqueous humor	2 g IV	13	1-3 hr	11.0
Blister fluid	1 g IV	7	2-3 hr	19.7
Lymphatic fluid	1 g IV	7	2-3 hr	23.4
Bone	2 g IV	8	0.67 hr	31.1
Heart muscle	2 g IV	35	30-280	12.7
Skin	2 g IV	22	30-180	6.6
Skeletal muscle	2 g IV	35	30-280	9.4
Myometrium	2 g IV	31	1-2 hr	18.7

## **Microbiology**

### ***Mechanism of Action***

Ceftazidime is a bactericidal agent that acts by inhibition of bacterial cell wall synthesis. Ceftazidime has activity in the presence of some beta-lactamases, both penicillinases and cephalosporinases, of Gram-negative and Gram positive bacteria.

### ***Mechanism of Resistance***

Resistance to ceftazidime is primarily through hydrolysis by beta-lactamase, alteration of penicillin-binding proteins (PBPs), and decreased permeability.

### **Interaction with Other Antimicrobials**

In an *in vitro* study, antagonistic effects have been observed with the combination of chloramphenicol and ceftazidime.

Ceftazidime has been shown to be active against most isolates of the following bacteria, both *in vitro* and in clinical infections as described in the INDICATIONS AND USAGE section:

### **Gram-negative bacteria**

- *Citrobacter* species
- *Enterobacter* species
- *Escherichia coli*
- *Klebsiella* species
- *Haemophilus influenzae*
- *Neisseria meningitidis*
- *Proteus mirabilis*
- *Proteus vulgaris*
- *Pseudomonas aeruginosa*
- *Serratia* species

### **Gram-positive bacteria**

- *Staphylococcus aureus*
- *Streptococcus pneumoniae*
- *Streptococcus pyogenes*
- *Streptococcus agalactiae*

### **Anaerobic bacteria**

- *Bacteroides* species (Note: many isolates of *Bacteroides* species are resistant)

The following *in vitro* data are available, but their clinical significance is unknown. At least 90 percent of the following microorganisms exhibit an *in vitro* minimum inhibitory concentration (MIC) less than or equal to the susceptible breakpoint for ceftazidime.

However, the efficacy of ceftazidime in treating clinical infections due to these microorganisms has not been established in adequate and well-controlled clinical trials.

#### Gram-negative bacteria

- *Acinetobacter* species
- *Citrobacter diversus*
- *Citrobacter freundii*
- *Providencia* species (including *Providencia rettgeri*)
- *Salmonella* species
- *Shigella* species
- *Haemophilus parainfluenzae*
- *Morganella morganii*
- *Neisseria gonorrhoeae*
- *Yersinia enterocolitica*

#### Gram-positive bacteria

- *Staphylococcus epidermidis*

#### Anaerobic bacteria

- *Clostridium* species (Not including *Clostridium difficile*)
- *Peptostreptococcus* species

#### ***Susceptibility Test Methods***

When available, the clinical microbiology laboratory should provide the results of in vitro susceptibility test results for antimicrobial drug products used in resident hospitals to the physician as periodic reports that describe the susceptibility profile of nosocomial and community-acquired pathogens. These reports should aid the physician in selecting an antibacterial drug product for treatment.

#### Dilution techniques

Quantitative methods are used to determine antimicrobial minimal inhibitory concentrations (MICs). These MICs provide estimates of the susceptibility of bacteria to antimicrobial compounds. The MICs should be determined using a standardized test method<sup>1,2</sup>. The MIC values should be interpreted according to criteria provided in *Table 3*.

## Diffusion techniques

Quantitative methods that require measurement of zone diameters also provide reproducible estimates of the susceptibility of bacteria to antimicrobial compounds. The zone size provides an estimate of the susceptibility of bacteria to antimicrobial compounds. The zone size should be determined using a standardized test method.<sup>2,3</sup> This procedure uses paper disks impregnated with 30 mcg ceftazidime to test the susceptibility of microorganisms to ceftazidime. The disk diffusion interpretive criteria are provided in *Table 3*.

**Table 3. Susceptibility Test Interpretive Criteria for Ceftazidime**

Pathogen	Minimum Inhibitory Concentrations (mcg/ml)			Disk Diffusion Zone Diameters (mm)		
	(S) Susceptible	(I) Intermediate	(R) Resistant	(S) Susceptible	(I) Intermediate	(R) Resistant
<i>Enterobacteriaceae</i> <sup>§</sup>	≤ 4	8	≥ 16	≥ 21	18-20	≤ 17
<i>Haemophilus influenzae</i> <sup>a</sup>	≤ 2	-	-	≥ 26	-	-
<i>Pseudomonas aeruginosa</i> <sup>*</sup>	≤ 8	-	≥ 16	≥ 18	-	≤ 17

§ Susceptibility interpretive criteria for *Enterobacteriaceae* are based on a dose of 1 gram q 8h. For isolates with intermediate susceptibility, use a dose of 2 grams every 8 hours in patients with normal renal function.

\*For *P. aeruginosa*, susceptibility interpretive criteria are based on a dose of 2 grams IV every 8 hours in patients with normal renal function.

<sup>a</sup>The current absence of data on resistant isolates precludes defining any category other than 'Susceptible'. If isolates

yield MIC results other than susceptible, they should be submitted to a reference laboratory for additional testing. Susceptibility of staphylococci to ceftazidime may be deduced from testing only penicillin and either cefoxitin or oxacillin.

A report of "Susceptible" indicates that the antimicrobial drug is likely to inhibit growth of the microorganism if the antimicrobial drug reaches the concentration usually achievable at the site of infection. A report of "Intermediate" indicates that the result should be considered equivocal, and if the microorganism is not fully susceptible to alternative, clinically feasible drugs, the test should be repeated. This category implies possible clinical applicability in body sites where the drug is physiologically concentrated or in situations where a high dosage of drug can be used. This category also provides a buffer zone that prevents small uncontrolled technical factors from causing major discrepancies in interpretation. A report of "Resistant" indicates that the antimicrobial is not likely to inhibit growth of the microorganism if the antimicrobial drug reaches the concentration usually achievable at the site of infection; other therapy should be selected.

## Quality Control

Standardized susceptibility test procedures require the use of laboratory controls to monitor and ensure the accuracy and precision of supplies and reagents used in the assay,

and the techniques of the individual performing the test<sup>1,2,3,4</sup>. Standard ceftazidime powder should provide the following range of MIC values noted in *Table 4*. For the diffusion technique using the 30 mcg disk, the criteria in *Table 4* should be achieved.

**Table 4 Acceptable Quality Control Ranges for Ceftazidime**

QC Strain	Minimum Inhibitory Concentrations	Disk Diffusion Zone diameters (mm)
<i>Escherichia coli</i> ATCC 25922	0.06 - 0.5	25 - 32
<i>Staphylococcus aureus</i> ATCC 25923	-----	16 - 20
<i>Staphylococcus aureus</i> ATCC 29213	4 - 16	-----
<i>Haemophilus influenzae</i> ATCC 49247	0.12 - 1	27 - 35
<i>Neisseria gonorrhoeae</i> ATCC 49226	0.03 - 0.12	35 - 43
<i>Pseudomonas aeruginosa</i> ATCC 27853	1-4	22-29

## INDICATIONS AND USAGE

FORTAZ is indicated for the treatment of patients with infections caused by susceptible strains of the designated organisms in the following diseases:

- 1. Lower Respiratory Tract Infections**, including pneumonia, caused by *Pseudomonas aeruginosa* and other *Pseudomonas* spp.; *Haemophilus influenzae*, including ampicillin-resistant strains; *Klebsiella* spp.; *Enterobacter* spp.; *Proteus mirabilis*; *Escherichia coli*; *Serratia* spp.; *Citrobacter* spp.; *Streptococcus pneumoniae*; and *Staphylococcus aureus* (methicillin-susceptible strains).
- 2. Skin and Skin-Structure Infections** caused by *Pseudomonas aeruginosa*; *Klebsiella* spp.; *Escherichia coli*; *Proteus* spp., including *Proteus mirabilis* and indole-positive *Proteus*; *Enterobacter* spp.; *Serratia* spp.; *Staphylococcus aureus* (methicillin-susceptible strains); and *Streptococcus pyogenes* (group A beta-hemolytic streptococci).
- 3. Urinary Tract Infections**, both complicated and uncomplicated, caused by *Pseudomonas aeruginosa*; *Enterobacter* spp.; *Proteus* spp., including *Proteus mirabilis* and indole-positive *Proteus*; *Klebsiella* spp.; and *Escherichia coli*.
- 4. Bacterial Septicemia** caused by *Pseudomonas aeruginosa*, *Klebsiella* spp., *Haemophilus influenzae*, *Escherichia coli*, *Serratia* spp., *Streptococcus pneumoniae*, and *Staphylococcus aureus* (methicillin-susceptible strains).
- 5. Bone and Joint Infections** caused by *Pseudomonas aeruginosa*, *Klebsiella* spp., *Enterobacter* spp., and *Staphylococcus aureus* (methicillin-susceptible strains).
- 6. Gynecologic Infections**, including endometritis, pelvic cellulitis, and other infections of the female genital tract caused by *Escherichia coli*.

7. **Intra-abdominal Infections**, including peritonitis caused by *Escherichia coli*, *Klebsiella* spp., and *Staphylococcus aureus* (methicillin-susceptible strains) and polymicrobial infections caused by aerobic and anaerobic organisms and *Bacteroides* spp. (many strains of *Bacteroides fragilis* are resistant).
8. **Central Nervous System Infections**, including meningitis, caused by *Haemophilus influenzae* and *Neisseria meningitidis*. Ceftazidime has also been used successfully in a limited number of cases of meningitis due to *Pseudomonas aeruginosa* and *Streptococcus pneumoniae*.

FORTAZ may be used alone in cases of confirmed or suspected sepsis. Ceftazidime has been used successfully in clinical trials as empiric therapy in cases where various concomitant therapies with other antibacterial drugs have been used.

FORTAZ may also be used concomitantly with other antibacterial drugs, such as aminoglycosides, vancomycin, and clindamycin; in severe and life-threatening infections; and in the immunocompromised patient. When such concomitant treatment is appropriate, prescribing information in the labeling for the other antibacterial drugs should be followed. The dose depends on the severity of the infection and the patient's condition.

To reduce the development of drug-resistant bacteria and maintain the effectiveness of FORTAZ and other antibacterial drugs, FORTAZ should be used only to treat or prevent infections that are proven or strongly suspected to be caused by susceptible bacteria. When culture and susceptibility information are available, they should be considered in selecting or modifying antibacterial therapy. In the absence of such data, local epidemiology and susceptibility patterns may contribute to the empiric selection of therapy.

## CONTRAINDICATIONS

FORTAZ is contraindicated in patients who have shown hypersensitivity to ceftazidime or the cephalosporin group of antibacterial drugs.

## WARNINGS

BEFORE THERAPY WITH FORTAZ IS INSTITUTED, CAREFUL INQUIRY SHOULD BE MADE TO DETERMINE WHETHER THE PATIENT HAS HAD PREVIOUS HYPERSENSITIVITY REACTIONS TO CEFTAZIDIME, CEPHALOSPORINS, PENICILLINS, OR OTHER DRUGS. IF THIS PRODUCT IS TO BE GIVEN TO PENICILLIN-SENSITIVE PATIENTS, CAUTION SHOULD BE EXERCISED BECAUSE CROSS-HYPERSENSITIVITY AMONG BETA-LACTAM ANTIBACTERIAL DRUGS HAS BEEN CLEARLY DOCUMENTED AND MAY OCCUR IN UP TO 10% OF PATIENTS WITH A HISTORY OF PENICILLIN ALLERGY. IF AN ALLERGIC REACTION TO FORTAZ OCCURS, DISCONTINUE THE DRUG. SERIOUS ACUTE HYPERSENSITIVITY REACTIONS MAY REQUIRE TREATMENT WITH EPINEPHRINE AND OTHER EMERGENCY MEASURES, INCLUDING OXYGEN, IV FLUIDS, IV ANTIHISTAMINES, CORTICOSTEROIDS, PRESSOR AMINES, AND AIRWAY MANAGEMENT, AS CLINICALLY INDICATED.



*Clostridium difficile* associated diarrhea (CDAD) has been reported with use of nearly all antibacterial agents, including FORTAZ, and may range in severity from mild diarrhea to fatal colitis. Treatment with antibacterial agents alters the normal flora of the colon leading to overgrowth of *C. difficile*.

*C. difficile* produces toxins A and B which contribute to the development of CDAD. Hypertoxin producing strains of *C. difficile* cause increased morbidity and mortality, as these infections can be refractory to antimicrobial therapy and may require colectomy. CDAD must be considered in all patients who present with diarrhea following antibacterial drug use. Careful medical history is necessary since CDAD has been reported to occur over two months after the administration of antibacterial agents.

If CDAD is suspected or confirmed, ongoing antibacterial drug use not directed against *C. difficile* may need to be discontinued. Appropriate fluid and electrolyte management, protein supplementation, antibacterial drug treatment of *C. difficile*, and surgical evaluation should be instituted as clinically indicated.

Elevated levels of ceftazidime in patients with renal insufficiency can lead to seizures, nonconvulsive status epilepticus (NCSE) encephalopathy, coma, asterixis, neuromuscular excitability, and myoclonia (see PRECAUTIONS).

## **PRECAUTIONS**

### **General**

High and prolonged serum ceftazidime concentrations can occur from usual dosages in patients with transient or persistent reduction of urinary output because of renal insufficiency. The total daily dosage should be reduced when ceftazidime is administered to patients with renal insufficiency (see DOSAGE AND ADMINISTRATION). Elevated levels of ceftazidime in these patients can lead to, seizures, nonconvulsive status epilepticus encephalopathy, coma, asterixis, neuromuscular excitability, and myoclonia. Continued dosage should be determined by degree of renal impairment, severity of infection, and susceptibility of the causative organisms.

As with other antibacterial drugs, prolonged use of FORTAZ may result in overgrowth of nonsusceptible organisms. Repeated evaluation of the patient's condition is essential. If superinfection occurs during therapy, appropriate measures should be taken.

Inducible type I beta-lactamase resistance has been noted with some organisms (e.g., *Enterobacter* spp., *Pseudomonas* spp., and *Serratia* spp.). As with other extended-spectrum beta-lactam antibacterial drugs, resistance can develop during therapy, leading to clinical failure in some cases. When treating infections caused by these organisms, periodic susceptibility testing should be performed when clinically appropriate. If patients fail to respond to monotherapy, an aminoglycoside or similar agent should be considered.

Cephalosporins may be associated with a fall in prothrombin activity. Those at risk include patients with renal and hepatic impairment, or poor nutritional state, as well as patients receiving a protracted course of antimicrobial therapy. Prothrombin time should be monitored in patients at risk and exogenous vitamin K administered as indicated.

FORTAZ should be prescribed with caution in individuals with a history of gastrointestinal disease, particularly colitis.

Distal necrosis can occur after inadvertent intra-arterial administration of ceftazidime.

Prescribing FORTAZ in the absence of a proven or strongly suspected bacterial infection or a prophylactic indication is unlikely to provide benefit to the patient and increases the risk of the development of drug-resistant bacteria.

### **Information for Patients**

Patients should be counseled that antibacterial drugs, including FORTAZ, should only be used to treat bacterial infections. They do not treat viral infections (e.g., the common cold). When FORTAZ is prescribed to treat a bacterial infection, patients should be told that although it is common to feel better early in the course of therapy, the medication should be taken exactly as directed. Skipping doses or not completing the full course of therapy may: (1) decrease the effectiveness of the immediate treatment, and (2) increase the likelihood that bacteria will develop resistance and will not be treatable by FORTAZ or other antibacterial drugs in the future.

Diarrhea is a common problem caused by antibacterial drugs which usually ends when the antibacterial drug is discontinued. Sometimes after starting treatment with antibacterial drugs, patients can develop watery and bloody stools (with or without stomach cramps and fever) even as late as 2 or more months after having taken the last dose of the antibacterial drug. If this occurs, patients should contact their physician as soon as possible.

### **Drug Interactions**

Nephrotoxicity has been reported following concomitant administration of cephalosporins with aminoglycoside antibacterial drugs or potent diuretics such as furosemide. Renal function should be carefully monitored, especially if higher dosages of the aminoglycosides are to be administered or if therapy is prolonged, because of the potential nephrotoxicity and ototoxicity of aminoglycoside antibacterial drugs. Nephrotoxicity and ototoxicity were not noted when ceftazidime was given alone in clinical trials.

Chloramphenicol has been shown to be antagonistic to beta-lactam antibacterial drugs, including ceftazidime, based on in vitro studies and time kill curves with enteric gram-negative bacilli. Due to the possibility of antagonism in vivo, particularly when bactericidal activity is desired, this drug combination should be avoided.

In common with other antibacterial drugs, ceftazidime may affect the gut flora, leading to lower estrogen reabsorption and reduced efficacy of combined oral estrogen/progesterone contraceptives.

### **Drug/Laboratory Test Interactions**

The administration of ceftazidime may result in a false-positive reaction for glucose in the urine when using Clinitest<sup>®</sup> tablets, Benedict's solution, or Fehling's solution. It is recommended that glucose tests based on enzymatic glucose oxidase reactions (such as CLINISTIX<sup>®</sup>) be used.

### **Carcinogenesis, Mutagenesis, Impairment of Fertility**

Long-term studies in animals have not been performed to evaluate carcinogenic potential. However, a mouse micronucleus test and an Ames test were both negative for mutagenic effects.

### **Pregnancy**

#### ***Teratogenic Effects***

Pregnancy Category B. Reproduction studies have been performed in mice and rats at doses up to 40 times the human dose and have revealed no evidence of impaired fertility or harm to the fetus due to FORTAZ. There are, however, no adequate and well-controlled studies in pregnant women. Because animal reproduction studies are not always predictive of human response, this drug should be used during pregnancy only if clearly needed.

### **Nursing Mothers**

Ceftazidime is excreted in human milk in low concentrations. Caution should be exercised when FORTAZ is administered to a nursing woman.

### **Pediatric Use**

See DOSAGE AND ADMINISTRATION.

### **Geriatric Use**

Of the 2,221 subjects who received ceftazidime in 11 clinical studies, 824 (37%) were 65 and older while 391 (18%) were 75 and older. No overall differences in safety or effectiveness were observed between these subjects and younger subjects, and other reported clinical experience has not identified differences in responses between the elderly and younger patients, but greater susceptibility of some older individuals to drug effects cannot be ruled out. This drug is known to be substantially excreted by the kidney, and the risk of toxic reactions to this drug may be greater in patients with impaired renal function.

Because elderly patients are more likely to have decreased renal function, care should be taken in dose selection, and it may be useful to monitor renal function (see DOSAGE AND ADMINISTRATION).

## **ADVERSE REACTIONS**

Ceftazidime is generally well tolerated. The incidence of adverse reactions associated with the administration of ceftazidime was low in clinical trials. The most common were local reactions following IV injection and allergic and gastrointestinal reactions. Other adverse reactions were encountered infrequently. No disulfiram-like reactions were reported.

The following adverse effects from clinical trials were considered to be either related to ceftazidime therapy or were of uncertain etiology:

**Local Effects**, reported in fewer than 2% of patients, were phlebitis and inflammation at the site of injection (1 in 69 patients).

**Hypersensitivity Reactions**, reported in 2% of patients, were pruritus, rash, and fever. Immediate reactions, generally manifested by rash and/or pruritus, occurred in 1 in 285 patients. Toxic epidermal necrolysis, Stevens-Johnson syndrome, and erythema multiforme have also been reported with cephalosporin antibacterial drugs, including ceftazidime. Angioedema and anaphylaxis (bronchospasm and/or hypotension) have been reported very rarely.

**Gastrointestinal Symptoms**, reported in fewer than 2% of patients, were diarrhea (1 in 78), nausea (1 in 156), vomiting (1 in 500), and abdominal pain (1 in 416). The onset of pseudomembranous colitis symptoms may occur during or after treatment (see WARNINGS).

**Central Nervous System Reactions** (fewer than 1%) included headache, dizziness, and paresthesia. Seizures have been reported with several cephalosporins, including ceftazidime. In addition, encephalopathy, coma, asterixis, neuromuscular excitability, and myoclonia have been reported in renally impaired patients treated with unadjusted dosing regimens of ceftazidime (see PRECAUTIONS: General).

**Less Frequent Adverse Events** (fewer than 1%) were candidiasis (including oral thrush) and vaginitis.

### **Hematologic**

Rare cases of hemolytic anemia have been reported.

**Laboratory Test Changes** noted during clinical trials with FORTAZ were transient and included: eosinophilia (1 in 13), positive Coombs test without hemolysis (1 in 23), thrombocytosis (1 in 45), and slight elevations in one or more of the hepatic enzymes, aspartate aminotransferase (AST, SGOT) (1 in 16), alanine aminotransferase (ALT, SGPT) (1 in 15), LDH (1 in 18), GGT (1 in 19), and alkaline phosphatase (1 in 23). As with some

other cephalosporins, transient elevations of blood urea, blood urea nitrogen, and/or serum creatinine were observed occasionally. Transient leukopenia, neutropenia, agranulocytosis, thrombocytopenia, and lymphocytosis were seen very rarely.

### **Postmarketing Experience with FORTAZ Products**

In addition to the adverse events reported during clinical trials, the following events have been observed during clinical practice in patients treated with FORTAZ and were reported spontaneously. For some of these events, data are insufficient to allow an estimate of incidence or to establish causation.

#### ***General***

Anaphylaxis; allergic reactions, which, in rare instances, were severe (e.g., cardiopulmonary arrest); urticaria; pain at injection site.

#### ***Hepatobiliary Tract***

Hyperbilirubinemia, jaundice.

#### ***Renal and Genitourinary***

Renal impairment.

### **Cephalosporin-Class Adverse Reactions**

In addition to the adverse reactions listed above that have been observed in patients treated with ceftazidime, the following adverse reactions and altered laboratory tests have been reported for cephalosporin-class antibacterial drugs:

#### ***Adverse Reactions***

Colitis, toxic nephropathy, hepatic dysfunction including cholestasis, aplastic anemia, hemorrhage.

#### ***Altered Laboratory Tests***

Prolonged prothrombin time, false-positive test for urinary glucose, pancytopenia.

To report **SUSPECTED ADVERSE REACTIONS**, contact Teligent Pharma, Inc. at 1-856-697-1441, or FDA at 1-800-FDA-1088 or [www.fda.gov/medwatch](http://www.fda.gov/medwatch).

### **OVERDOSAGE**

Ceftazidime overdosage has occurred in patients with renal failure. Reactions have included seizure activity, encephalopathy, asterixis, neuromuscular excitability, and coma. Patients who receive an acute overdosage should be carefully observed and given supportive treatment.

In the presence of renal insufficiency, hemodialysis or peritoneal dialysis may aid in the removal of ceftazidime from the body.

## DOSAGE AND ADMINISTRATION

### Dosage

The usual adult dosage is 1 gram administered intravenously or intramuscularly every 8 to 12 hours. The dosage and route should be determined by the susceptibility of the causative organisms, the severity of infection, and the condition and renal function of the patient.

The guidelines for dosage of FORTAZ are listed in *Table 5*. The following dosage schedule is recommended.

**Table 5. Recommended Dosage Schedule**

	Dose	Frequency
<b>Adults</b>		
<b>Usual recommended dosage</b>	<b>1 gram intravenous or intramuscular</b>	<b>every 8 to 12 hours</b>
Uncomplicated urinary tract infections	250 mg intravenous or intramuscular	every 12 hours
Bone and joint infections	2 grams intravenous	every 12 hours
Complicated urinary tract infections	500 mg intravenous or intramuscular	every 8 to 12 hours
Uncomplicated pneumonia; mild skin and skin-structure infections	500 mg to 1 gram intravenous or intramuscular	every 8 hours
Serious gynecologic and intra-abdominal infections	2 grams intravenous	every 8 hours
Meningitis	2 grams intravenous	every 8 hours
Very severe life-threatening infections, especially in immunocompromised patients	2 grams intravenous	every 8 hours
Lung infections caused by <i>Pseudomonas</i> spp. in patients with cystic fibrosis with normal renal function*	30 to 50 mg/kg intravenous to a maximum of 6 grams per day	every 8 hours
<b>Neonates</b> (0-4 weeks)	30 mg/kg intravenous	every 12 hours
<b>Infants and children</b> (1 month-12 years)	30 to 50 mg/kg intravenous to a maximum of 6 grams per day <sup>†</sup>	every 8 hours

\* Although clinical improvement has been shown, bacteriologic cures cannot be expected in patients with chronic respiratory disease and cystic fibrosis.

<sup>†</sup> The higher dose should be reserved for immunocompromised pediatric patients or pediatric patients with cystic fibrosis or meningitis.

### ***Impaired Hepatic Function***

No adjustment in dosage is required for patients with hepatic dysfunction.

### ***Impaired Renal Function***

Ceftazidime is excreted by the kidneys, almost exclusively by glomerular filtration. Therefore, in patients with impaired renal function (glomerular filtration rate [GFR] <50 mL/min), it is recommended that the dosage of ceftazidime be reduced to compensate for its slower excretion. In patients with suspected renal insufficiency, an initial loading dose of 1 gram of FORTAZ may be given. An estimate of GFR should be made to determine the appropriate maintenance dosage. The recommended dosage is presented in *Table 6*.

**Table 6. Recommended Maintenance Dosages of FORTAZ in Renal Insufficiency**

<b>Note: if the dose recommended in <i>table 5</i> above is lower than that recommended for patients with renal insufficiency as outlined in <i>table 6</i>, the lower dose should be used.</b>		
<b>Creatinine Clearance (mL/min)</b>	<b>Recommended Unit Dose of FORTAZ</b>	<b>Frequency of Dosing</b>
50-31	1 gram	every 12 hours
30-16	1 gram	every 24 hours
15-6	500 mg	every 24 hours
less than 5	500 mg	every 48 hours

When only serum creatinine is available, the following formula (Cockcroft's equation)<sup>5</sup> may be used to estimate creatinine clearance. The serum creatinine should represent a steady state of renal function:

$$\text{Males: Creatinine clearance (mL/min)} = \frac{\text{Weight (kg)} \times (140 - \text{age})}{72 \times \text{serum creatinine (mg/dL)}}$$

Females: 0.85 x male value

In patients with severe infections who would normally receive 6 grams of FORTAZ daily were it not for renal insufficiency, the unit dose given in the table above may be increased by 50% or the dosing frequency may be increased appropriately. Further dosing should be determined by therapeutic monitoring, severity of the infection, and susceptibility of the causative organism.

In pediatric patients as for adults, the creatinine clearance should be adjusted for body surface area or lean body mass, and the dosing frequency should be reduced in cases of renal insufficiency.

In patients undergoing hemodialysis, a loading dose of 1 gram is recommended, followed by 1 gram after each hemodialysis period.

FORTAZ can also be used in patients undergoing intraperitoneal dialysis and continuous ambulatory peritoneal dialysis. In such patients, a loading dose of 1 gram of FORTAZ may be given, followed by 500 mg every 24 hours. In addition to IV use, FORTAZ can be incorporated in the dialysis fluid at a concentration of 250 mg for 2 L of dialysis fluid.

**Note:** Generally, FORTAZ should be continued for 2 days after the signs and symptoms of infection have disappeared, but in complicated infections longer therapy may be required.

## Administration

### Intravenous Administration

The IV route is preferable for patients with bacterial septicemia, bacterial meningitis, peritonitis, or other severe or life-threatening infections, or for patients who may be poor risks because of lowered resistance resulting from such debilitating conditions as malnutrition, trauma, surgery, diabetes, heart failure, or malignancy, particularly if shock is present or pending.

### Directions for Proper Use of a Pharmacy Bulk Package

Not for direct infusion. This Pharmacy Bulk Package is for use in a hospital pharmacy admixture service, only in a suitable work area, such as a laminar flow hood. Using aseptic technique, the container closure may be penetrated only one time using a suitable sterile dispensing set or transfer device that allows measured dispensing of the contents. Use of a syringe and needle is not recommended as it may cause leakage. The withdrawal of container contents should be accomplished without delay. However, should this not be possible, a maximum time of 4 hours from initial closure entry is permitted to complete fluid transfer operations. This time limit should begin with the introduction of the solvent or diluent into the Pharmacy Bulk Package. **DISCARD ANY UNUSED PORTION AFTER 4 HOURS. NOT FOR DIRECT INFUSION. THIS PHARMACY BULK PACKAGE IS NOT INTENDED TO BE DISPENSED AS A UNIT.**

Freezing solutions of FORTAZ is not recommended.

**Table 7. Preparation of Solutions of FORTAZ (Pharmacy Bulk Package)**

Size	Amount of Diluent to be Added (mL)	Approximate Available Volume (mL)	Approximate Ceftazidime Concentration (mg/mL)
Pharmacy bulk package			
6-gram vial	26	30	200



Fortaz (Pharmacy bulk package), when constituted as directed with Sterile Water for Injection, should have the contents withdrawn within 4 hours.

After constitution, add an appropriate quantity of the resulting solution to an IV container with one of the compatible IV fluids listed under the COMPATIBILITY AND STABILITY section.

All vials of FORTAZ as supplied are under reduced pressure. When FORTAZ is dissolved, carbon dioxide is released and a positive pressure develops. For ease of use please follow the recommended techniques of constitution described on the detachable Instructions for Constitution section of this insert.

Solutions of FORTAZ, like those of most beta-lactam antibacterial drugs, should not be added to solutions of aminoglycoside antibacterial drugs because of potential interaction.

However, if concurrent therapy with FORTAZ and an aminoglycoside is indicated, each of these antibacterial drugs can be administered separately to the same patient.

## **COMPATIBILITY AND STABILITY**

### **Intravenous**

FORTAZ, when constituted as directed with Sterile Water for Injection, maintains satisfactory potency for 12 hours at room temperature or for 3 days under refrigeration.

FORTAZ is compatible with the more commonly used IV infusion fluids. Solutions at concentrations between 1 and 40 mg/mL in 0.9% Sodium Chloride Injection; 1/6 M Sodium Lactate Injection; 5% Dextrose Injection; 5% Dextrose and 0.225% Sodium Chloride Injection; 5% Dextrose and 0.45% Sodium Chloride Injection; 5% Dextrose and 0.9% Sodium Chloride Injection; 10% Dextrose Injection; Ringer's Injection, USP; Lactated Ringer's Injection, USP; 10% Invert Sugar in Water for Injection; and NORMOSOL<sup>®</sup>-M in 5% Dextrose Injection may be stored for up to 12 hours at room temperature or for 3 days if refrigerated.

FORTAZ is less stable in Sodium Bicarbonate Injection than in other IV fluids. It is not recommended as a diluent. Solutions of FORTAZ in 5% Dextrose Injection and 0.9% Sodium Chloride Injection are stable for at least 6 hours at room temperature in plastic tubing, drip chambers, and volume control devices of common IV infusion sets.

Ceftazidime at a concentration of 4 mg/mL has been found compatible for 12 hours at room temperature or for 3 days under refrigeration in 0.9% Sodium Chloride Injection or 5% Dextrose Injection when admixed with: cefuroxime sodium (ZINACEF<sup>®</sup>) 3 mg/mL, heparin 10 or 50 U/mL, or potassium chloride 10 or 40 mEq/L.

Vancomycin solution exhibits a physical incompatibility when mixed with a number of drugs, including ceftazidime. The likelihood of precipitation with ceftazidime is dependent on the concentrations of vancomycin and ceftazidime present. It is therefore recommended, when both drugs are to be administered by intermittent IV infusion, that they be given separately, flushing the IV lines (with 1 of the compatible IV fluids) between the administration of these 2 agents.

**Note:** Parenteral drug products should be inspected visually for particulate matter before administration whenever solution and container permit.

As with other cephalosporins, FORTAZ powder, as well as solutions, tend to darken depending on storage conditions; within the stated recommendations, however, product potency is not adversely affected.

## HOW SUPPLIED

FORTAZ in the dry state should be stored between 15°C and 30°C (59°F and 86°F) and protected from light. FORTAZ is a dry, white to off-white powder supplied in vials as follows:

- NDC 52565-109-06 6-g\* Pharmacy Bulk Package (Tray of 6)

\*Equivalent to anhydrous ceftazidime.

## REFERENCES

1. Clinical and Laboratory Standards Institute (CLSI). *Methods for Dilution Antimicrobial Susceptibility Tests for Bacteria that Grow Aerobically; Approved Standard - Tenth Edition*. CLSI document M07-A10, Clinical and Laboratory Standards Institute, 950 West Valley Road, Suite 2500, Wayne, Pennsylvania 19087, USA, 2015.
2. Clinical and Laboratory Standards Institute (CLSI). *Performance Standards for Antimicrobial Susceptibility Testing; Twenty-seventh Informational Supplement*, CLSI document M100-S27, Clinical and Laboratory Standards Institute, 950 West Valley Road, Suite 2500, Wayne, Pennsylvania 19087, USA, 2017.
3. Clinical and Laboratory Standards Institute (CLSI). *Performance Standards for Antimicrobial Disk Diffusion Susceptibility Tests; Approved Standard – Twelfth Edition*. CLSI document M02-A12, Clinical and Laboratory Standards Institute, 950 West Valley Road, Suite 2500, Wayne, Pennsylvania 19087, USA, 2015.

4. Clinical and Laboratory Standards Institute (CLSI). *Methods for Antimicrobial Susceptibility Testing of Anaerobic Bacteria; Approved Standard - Eight Edition*. CLSI document M11-A8. Clinical and Laboratory Standards Institute, 950 West Valley Road, Suite 2500, Wayne, PA 19087 USA, 2012
5. Cockcroft DW, Gault MH. Prediction of creatinine clearance from serum creatinine. *Nephron*. 1976;16:31-41.

FORTAZ<sup>®</sup> (ceftazidime for injection):

Distributed by:

Teligent Pharma, Inc.

Buena, NJ 08310

Manufactured by GlaxoSmithKline Verona, Italy 37135

FORTAZ and ZINACEF are registered trademarks of Teligent, Inc.

CLINITEST and CLINISTIX are registered trademarks of Ames Division, Miles Laboratories, Inc.

TWISTVIAL<sup>™</sup> is a trademark of Teligent, Inc.

Distributed by:

Teligent Pharma, Inc.

Buena, NJ 08310

June 2017

-----  
TEAR AWAY

**FORTAZ<sup>®</sup>** (ceftazidime for injection)  
Instructions for Constitution

**Pharmacy Bulk Package:** 6 g

1. Insert the syringe needle through the vial closure and inject 26 mL of diluent. The vacuum may assist entry of the diluent. Remove the syringe needle.
2. Shake to dissolve; a clear solution containing approximately 1 g of ceftazidime activity per 5 mL will be obtained in 1 to 2 minutes.
3. Insert a gas-relief needle through the vial closure to relieve the internal pressure. Remove the gas-relief needle before extracting any solution.

**Note:** To preserve product sterility, it is important that a gas-relief needle is *not* inserted through the vial closure before the product has dissolved.

Distributed by:  
Teligent Pharma, Inc.  
Buena, NJ 08310

July 2017

## PRESCRIBING INFORMATION

**FORTAZ<sup>®</sup>**  
(ceftazidime for injection)

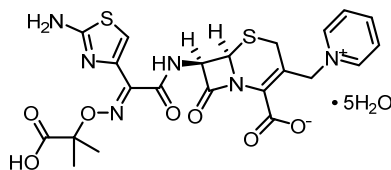
**FORTAZ<sup>®</sup>**  
(ceftazidime injection)

### For Intravenous or Intramuscular Use

To reduce the development of drug-resistant bacteria and maintain the effectiveness of FORTAZ and other antibacterial drugs, FORTAZ should be used only to treat or prevent infections that are proven or strongly suspected to be caused by bacteria.

### DESCRIPTION

Ceftazidime is a semisynthetic, broad-spectrum, beta-lactam antibacterial drug for parenteral administration. It is the pentahydrate of pyridinium, 1-[[7-[[[(2-amino-4-thiazolyl)[(1-carboxy-1-methylethoxy)imino]acetyl]amino]-2-carboxy-8-oxo-5-thia-1-azabicyclo[4.2.0]oct-2-en-3-yl]methyl]-, hydroxide, inner salt, [6R-[6 $\alpha$ ,7 $\beta$ (Z)]]]. It has the following structure:



The molecular formula is  $C_{22}H_{32}N_6O_{12}S_2$ , representing a molecular weight of 636.6.

FORTAZ is a sterile, dry-powdered mixture of ceftazidime pentahydrate and sodium carbonate. The sodium carbonate at a concentration of 118 mg/g of ceftazidime activity has been admixed to facilitate dissolution. The total sodium content of the mixture is approximately 54 mg (2.3 mEq)/g of ceftazidime activity.

FORTAZ in sterile crystalline form is supplied in single-dose vials equivalent to 500 mg, 1 g, or 2 g of anhydrous ceftazidime and in TwistVial<sup>™</sup> single-dose vials equivalent to 1 or 2 g of anhydrous ceftazidime.

Solutions of FORTAZ range in color from light yellow to amber, depending on the diluent and volume used. The pH of freshly constituted solutions usually ranges from 5 to 8.

FORTAZ is available as a frozen, iso-osmotic, sterile, nonpyrogenic solution with 1 or 2 g of ceftazidime as ceftazidime sodium premixed with approximately 2.2 or 1.6 g, respectively, of Dextrose Hydrous, USP. Dextrose has been added to adjust the osmolality. Sodium hydroxide is used to adjust pH and neutralize ceftazidime pentahydrate free acid to the sodium salt. The pH may have been adjusted with hydrochloric acid. Solutions of premixed FORTAZ range in color from light yellow to amber. The solution is intended for intravenous (IV) use after thawing to room temperature.

The osmolality of the solution is approximately 300 mOsmol/kg, and the pH of thawed solutions ranges from 5 to 7.5.

The plastic container for the frozen solution is fabricated from a specially designed multilayer plastic, PL 2040. Solutions are in contact with the polyethylene layer of this container and can leach out certain chemical components of the plastic in very small amounts within the expiration period. The suitability of the plastic has been confirmed in tests in animals according to USP biological tests for plastic containers as well as by tissue culture toxicity studies.

## CLINICAL PHARMACOLOGY

After IV administration of 500-mg and 1-g doses of ceftazidime over 5 minutes to normal adult male volunteers, mean peak serum concentrations of 45 and 90 mcg/mL, respectively, were achieved. After IV infusion of 500-mg, 1-g, and 2-g doses of ceftazidime over 20 to 30 minutes to normal adult male volunteers, mean peak serum concentrations of 42, 69, and 170 mcg/mL, respectively, were achieved. The average serum concentrations following IV infusion of 500-mg, 1-g, and 2-g doses to these volunteers over an 8-hour interval are given in *Table 1*.

**Table 1. Average Serum Concentrations of Ceftazidime**

Ceftazidime IV Dose	Serum Concentrations (mcg/mL)				
	0.5 hr	1 hr	2 hr	4 hr	8 hr
500 mg	42	25	12	6	2
1 g	60	39	23	11	3
2 g	129	75	42	13	5

The absorption and elimination of ceftazidime were directly proportional to the size of the dose. The half-life following IV administration was approximately 1.9 hours. Less than 10% of ceftazidime was protein bound. The degree of protein binding was independent of concentration. There was no evidence of accumulation of ceftazidime in the serum in individuals with normal renal function following multiple IV doses of 1 and 2 g every 8 hours for 10 days.

Following intramuscular (IM) administration of 500-mg and 1-g doses of ceftazidime to normal adult volunteers, the mean peak serum concentrations were 17 and 39 mcg/mL, respectively, at approximately 1 hour. Serum concentrations remained above 4 mcg/mL for 6 and 8 hours after the IM administration of 500-mg and 1-g doses, respectively. The half-life of ceftazidime in these volunteers was approximately 2 hours.

The presence of hepatic dysfunction had no effect on the pharmacokinetics of ceftazidime in individuals administered 2 g intravenously every 8 hours for 5 days. Therefore, a dosage adjustment from the normal recommended dosage is not required for patients with hepatic dysfunction, provided renal function is not impaired.

Approximately 80% to 90% of an IM or IV dose of ceftazidime is excreted unchanged by the kidneys over a 24-hour period. After the IV administration of single 500-mg or 1-g doses,

approximately 50% of the dose appeared in the urine in the first 2 hours. An additional 20% was excreted between 2 and 4 hours after dosing, and approximately another 12% of the dose appeared in the urine between 4 and 8 hours later. The elimination of ceftazidime by the kidneys resulted in high therapeutic concentrations in the urine.

The mean renal clearance of ceftazidime was approximately 100 mL/min. The calculated plasma clearance of approximately 115 mL/min indicated nearly complete elimination of ceftazidime by the renal route. Administration of probenecid before dosing had no effect on the elimination kinetics of ceftazidime. This suggested that ceftazidime is eliminated by glomerular filtration and is not actively secreted by renal tubular mechanisms.

Since ceftazidime is eliminated almost solely by the kidneys, its serum half-life is significantly prolonged in patients with impaired renal function. Consequently, dosage adjustments in such patients as described in the DOSAGE AND ADMINISTRATION section are suggested.

Therapeutic concentrations of ceftazidime are achieved in the following body tissues and fluids.

**Table 2. Ceftazidime Concentrations in Body Tissues and Fluids**

<b>Tissue or Fluid</b>	<b>Dose/Route</b>	<b>No. of Patients</b>	<b>Time of Sample Postdose</b>	<b>Average Tissue or Fluid Level (mcg/mL or mcg/g)</b>
Urine	500 mg IM	6	0-2 hr	2,100.0
	2 g IV	6	0-2 hr	12,000.0
Bile	2 g IV	3	90 min	36.4
Synovial fluid	2 g IV	13	2 hr	25.6
Peritoneal fluid	2 g IV	8	2 hr	48.6
Sputum	1 g IV	8	1 hr	9.0
Cerebrospinal fluid	2 g q8hr IV	5	120 min	9.8
(inflamed meninges)	2 g q8hr IV	6	180 min	9.4
Aqueous humor	2 g IV	13	1-3 hr	11.0
Blister fluid	1 g IV	7	2-3 hr	19.7
Lymphatic fluid	1 g IV	7	2-3 hr	23.4
Bone	2 g IV	8	0.67 hr	31.1
Heart muscle	2 g IV	35	30-280 min	12.7
Skin	2 g IV	22	30-180 min	6.6
Skeletal muscle	2 g IV	35	30-280 min	9.4
Myometrium	2 g IV	31	1-2 hr	18.7

## **Microbiology**

### ***Mechanism of Action***

Ceftazidime is a bactericidal agent that acts by inhibition of bacterial cell wall synthesis. Ceftazidime has activity in the presence of some beta-lactamases, both penicillinases and cephalosporinases, of Gram-negative and Gram-positive bacteria.

### ***Mechanism of Resistance***

Resistance to ceftazidime is primarily through hydrolysis by beta-lactamase, alteration of penicillin-binding proteins (PBPs), and decreased permeability.

### **Interaction with Other Antimicrobials**

In an in vitro study, antagonistic effects have been observed with the combination of chloramphenicol and ceftazidime.

Ceftazidime has been shown to be active against most isolates of the following bacteria, both in vitro and in clinical infections as described in the INDICATIONS AND USAGE section:

### **Gram-negative bacteria**

- *Citrobacter* species
- *Enterobacter* species
- *Escherichia coli*
- *Klebsiella* species
- *Haemophilus influenzae*
- *Neisseria meningitidis*
- *Proteus mirabilis*
- *Proteus vulgaris*
- *Pseudomonas aeruginosa*
- *Serratia* species

### **Gram-positive bacteria**

- *Staphylococcus aureus*
- *Streptococcus pneumoniae*
- *Streptococcus pyogenes*
- *Streptococcus agalactiae*



### Anaerobic bacteria

- *Bacteroides* species (Note: many isolates of *Bacteroides* species are resistant)

The following *in vitro* data are available, but their clinical significance is unknown. At least 90 percent of the following microorganisms exhibit an *in vitro* minimum inhibitory concentration (MIC) less than or equal to the susceptible breakpoint for ceftazidime. However, the efficacy of ceftazidime in treating clinical infections due to these microorganisms has not been established in adequate and well-controlled clinical trials.

### Gram-negative bacteria

- *Acinetobacter* species
- *Citrobacter diversus*
- *Citrobacter freundii*
- *Providencia* species (including *Providencia rettgeri*)
- *Salmonella* species
- *Shigella* species
- *Haemophilus parainfluenzae*
- *Morganella morganii*
- *Neisseria gonorrhoeae*
- *Yersinia enterocolitica*

### Gram-positive bacteria

- *Staphylococcus epidermidis*

### Anaerobic bacteria

- *Clostridium* species (Not including *Clostridium difficile*)
- *Peptostreptococcus* species

### ***Susceptibility Test Methods***

When available, the clinical microbiology laboratory should provide the results of *in vitro* susceptibility test results for antimicrobial drug products used in resident hospitals to the physician as periodic reports that describe the susceptibility profile of nosocomial and community-acquired pathogens. These reports should aid the physician in selecting an antibacterial drug product for treatment.

## Dilution techniques

Quantitative methods are used to determine antimicrobial minimal inhibitory concentrations (MICs). These MICs provide estimates of the susceptibility of bacteria to antimicrobial compounds. The MICs should be determined using a standardized test method<sup>1,2</sup>. The MIC values should be interpreted according to criteria provided in *Table 3*.

## Diffusion techniques

Quantitative methods that require measurement of zone diameters also provide reproducible estimates of the susceptibility of bacteria to antimicrobial compounds. The zone size provides an estimate of the susceptibility of bacteria to antimicrobial compounds. The zone size should be determined using a standardized test method.<sup>2,3</sup> This procedure uses paper disks impregnated with 30 mcg ceftazidime to test the susceptibility of microorganisms to ceftazidime. The disk diffusion interpretive criteria are provided in *Table 3*.

**Table 3. Susceptibility Test Interpretive Criteria for Ceftazidime**

Pathogen	Minimum Inhibitory Concentrations (mcg/ml)			Disk Diffusion Zone Diameters (mm)		
	(S) Susceptible	(I) Intermediate	(R) Resistant	(S) Susceptible	(I) Intermediate	(R) Resistant
<i>Enterobacteriaceae</i> <sup>§</sup>	≤ 4	8	≥ 16	≥ 21	18-20	≤ 17
<i>Haemophilus influenzae</i> <sup>a</sup>	≤ 2	-	-	≥ 26	-	-
<i>Pseudomonas aeruginosa</i> <sup>*</sup>	≤ 8	-	≥ 16	≥ 18	-	≤ 17

§ Susceptibility interpretive criteria for *Enterobacteriaceae* are based on a dose of 1 gram q 8h. For isolates with intermediate susceptibility, use a dose of 2 grams every 8 hours in patients with normal renal function.

\*For *P. aeruginosa*, susceptibility interpretive criteria are based on a dose of 2 grams IV every 8 hours in patients with normal renal function.

<sup>a</sup>The current absence of data on resistant isolates precludes defining any category other than ‘Susceptible’. If isolates yield MIC results other than susceptible, they should be submitted to a reference laboratory for additional testing. Susceptibility of staphylococci to ceftazidime may be deduced from testing only penicillin and either ceftazidime or oxacillin.

A report of "Susceptible" indicates that the antimicrobial drug is likely to inhibit growth of the microorganism if the antimicrobial drug reaches the concentration usually achievable at the site of infection. A report of "Intermediate" indicates that the result should be considered equivocal, and if the microorganism is not fully susceptible to alternative, clinically feasible drugs, the test should be repeated. This category implies possible clinical applicability in body sites where the drug is physiologically concentrated or in situations where a high dosage of drug can be used. This category also provides a buffer zone that prevents small uncontrolled technical factors from causing major discrepancies in interpretation. A report of "Resistant" indicates that the antimicrobial is not likely to inhibit growth of the microorganism if the antimicrobial drug reaches the concentration usually achievable at the site of infection; other therapy should be selected.

## Quality Control

Standardized susceptibility test procedures require the use of laboratory controls to monitor and ensure the accuracy and precision of supplies and reagents used in the assay, and the techniques of the individual performing the test<sup>1,2,3,4</sup>. Standard ceftazidime powder should provide the following range of MIC values noted in *Table 4*. For the diffusion technique using the 30 mcg disk, the criteria in *Table 4* should be achieved.

**Table 4** Acceptable Quality Control Ranges for Ceftazidime

QC Strain	Minimum Inhibitory Concentrations (mcg/mL)	Disk Diffusion Zone diameters (mm)
<i>Escherichia coli</i> ATCC 25922	0.06 - 0.5	25 - 32
<i>Staphylococcus aureus</i> ATCC 25923	-----	16 - 20
<i>Staphylococcus aureus</i> ATCC 29213	4 - 16	-----
<i>Haemophilus influenzae</i> ATCC 49247	0.12 - 1	27 - 35
<i>Neisseria gonorrhoeae</i> ATCC 49226	0.03 - 0.12	35 - 43
<i>Pseudomonas aeruginosa</i> ATCC 27853	1-4	22-29

## INDICATIONS AND USAGE

FORTAZ is indicated for the treatment of patients with infections caused by susceptible strains of the designated organisms in the following diseases:

1. **Lower Respiratory Tract Infections**, including pneumonia, caused by *Pseudomonas aeruginosa* and other *Pseudomonas* spp.; *Haemophilus influenzae*, including ampicillin-resistant strains; *Klebsiella* spp.; *Enterobacter* spp.; *Proteus mirabilis*; *Escherichia coli*; *Serratia* spp.; *Citrobacter* spp.; *Streptococcus pneumoniae*; and *Staphylococcus aureus* (methicillin-susceptible strains).
2. **Skin and Skin-Structure Infections** caused by *Pseudomonas aeruginosa*; *Klebsiella* spp.; *Escherichia coli*; *Proteus* spp., including *Proteus mirabilis* and indole-positive *Proteus*; *Enterobacter* spp.; *Serratia* spp.; *Staphylococcus aureus* (methicillin-susceptible strains); and *Streptococcus pyogenes* (group A beta-hemolytic streptococci).
3. **Urinary Tract Infections**, both complicated and uncomplicated, caused by *Pseudomonas aeruginosa*; *Enterobacter* spp.; *Proteus* spp., including *Proteus mirabilis* and indole-positive *Proteus*; *Klebsiella* spp.; and *Escherichia coli*.
4. **Bacterial Septicemia** caused by *Pseudomonas aeruginosa*, *Klebsiella* spp., *Haemophilus influenzae*, *Escherichia coli*, *Serratia* spp., *Streptococcus pneumoniae*, and *Staphylococcus aureus* (methicillin-susceptible strains).
5. **Bone and Joint Infections** caused by *Pseudomonas aeruginosa*, *Klebsiella* spp., *Enterobacter* spp., and *Staphylococcus aureus* (methicillin-susceptible strains).
6. **Gynecologic Infections**, including endometritis, pelvic cellulitis, and other infections of the female genital tract caused by *Escherichia coli*.

7. **Intra-abdominal Infections**, including peritonitis caused by *Escherichia coli*, *Klebsiella* spp., and *Staphylococcus aureus* (methicillin-susceptible strains) and polymicrobial infections caused by aerobic and anaerobic organisms and *Bacteroides* spp. (many strains of *Bacteroides fragilis* are resistant).
8. **Central Nervous System Infections**, including meningitis, caused by *Haemophilus influenzae* and *Neisseria meningitidis*. Ceftazidime has also been used successfully in a limited number of cases of meningitis due to *Pseudomonas aeruginosa* and *Streptococcus pneumoniae*.

FORTAZ may be used alone in cases of confirmed or suspected sepsis. Ceftazidime has been used successfully in clinical trials as empiric therapy in cases where various concomitant therapies with other antibacterial drugs have been used.

FORTAZ may also be used concomitantly with other antibacterial drugs, such as aminoglycosides, vancomycin, and clindamycin; in severe and life-threatening infections; and in the immunocompromised patient. When such concomitant treatment is appropriate, prescribing information in the labeling for the other antibacterial drugs should be followed. The dose depends on the severity of the infection and the patient's condition.

To reduce the development of drug-resistant bacteria and maintain the effectiveness of FORTAZ and other antibacterial drugs, FORTAZ should be used only to treat or prevent infections that are proven or strongly suspected to be caused by susceptible bacteria. When culture and susceptibility information are available, they should be considered in selecting or modifying antibacterial therapy. In the absence of such data, local epidemiology and susceptibility patterns may contribute to the empiric selection of therapy.

## CONTRAINDICATIONS

FORTAZ is contraindicated in patients who have shown hypersensitivity to ceftazidime or the cephalosporin group of antibacterial drugs.

## WARNINGS

BEFORE THERAPY WITH FORTAZ IS INSTITUTED, CAREFUL INQUIRY SHOULD BE MADE TO DETERMINE WHETHER THE PATIENT HAS HAD PREVIOUS HYPERSENSITIVITY REACTIONS TO CEFTAZIDIME, CEPHALOSPORINS, PENICILLINS, OR OTHER DRUGS. IF THIS PRODUCT IS TO BE GIVEN TO PENICILLIN-SENSITIVE PATIENTS, CAUTION SHOULD BE EXERCISED BECAUSE CROSS-HYPERSENSITIVITY AMONG BETA-LACTAM ANTIBACTERIAL DRUGS HAVE BEEN CLEARLY DOCUMENTED AND MAY OCCUR IN UP TO 10% OF PATIENTS WITH A HISTORY OF PENICILLIN ALLERGY. IF AN ALLERGIC REACTION TO FORTAZ OCCURS, DISCONTINUE THE DRUG. SERIOUS ACUTE HYPERSENSITIVITY REACTIONS MAY REQUIRE TREATMENT WITH EPINEPHRINE AND OTHER EMERGENCY MEASURES, INCLUDING OXYGEN, IV FLUIDS, IV ANTIHISTAMINES, CORTICOSTEROIDS, PRESSOR AMINES, AND AIRWAY MANAGEMENT, AS CLINICALLY INDICATED.

*Clostridium difficile* associated diarrhea (CDAD) has been reported with use of nearly all antibacterial agents, including FORTAZ, and may range in severity from mild diarrhea to fatal colitis. Treatment with antibacterial agents alters the normal flora of the colon leading to overgrowth of *C. difficile*.

*C. difficile* produces toxins A and B which contribute to the development of CDAD. Hypertoxin producing strains of *C. difficile* cause increased morbidity and mortality, as these infections can be refractory to antimicrobial therapy and may require colectomy. CDAD must be considered in all patients who present with diarrhea following antibacterial drug use. Careful medical history is necessary since CDAD has been reported to occur over two months after the administration of antibacterial agents.

If CDAD is suspected or confirmed, ongoing antibacterial drug use not directed against *C. difficile* may need to be discontinued. Appropriate fluid and electrolyte management, protein supplementation, antibacterial drug treatment of *C. difficile*, and surgical evaluation should be instituted as clinically indicated.

Elevated levels of ceftazidime in patients with renal insufficiency can lead to seizures, nonconvulsive status epilepticus (NCSE), encephalopathy, coma, asterixis, neuromuscular excitability, and myoclonia (see PRECAUTIONS).

## **PRECAUTIONS**

### **General**

High and prolonged serum ceftazidime concentrations can occur from usual dosages in patients with transient or persistent reduction of urinary output because of renal insufficiency. The total daily dosage should be reduced when ceftazidime is administered to patients with renal insufficiency (see DOSAGE AND ADMINISTRATION). Elevated levels of ceftazidime in these patients can lead to seizures, nonconvulsive status epilepticus, encephalopathy, coma, asterixis, neuromuscular excitability, and myoclonia. Continued dosage should be determined by degree of renal impairment, severity of infection, and susceptibility of the causative organisms.

As with other antibacterial drugs, prolonged use of FORTAZ may result in overgrowth of nonsusceptible organisms. Repeated evaluation of the patient's condition is essential. If superinfection occurs during therapy, appropriate measures should be taken.

Inducible type I beta-lactamase resistance has been noted with some organisms (e.g., *Enterobacter* spp., *Pseudomonas* spp., and *Serratia* spp.). As with other extended-spectrum beta-lactam antibacterial drugs, resistance can develop during therapy, leading to clinical failure in some cases. When treating infections caused by these organisms, periodic susceptibility testing should be performed when clinically appropriate. If patients fail to respond to monotherapy, an aminoglycoside or similar agent should be considered.

Cephalosporins may be associated with a fall in prothrombin activity. Those at risk include patients with renal and hepatic impairment, or poor nutritional state, as well as patients receiving a protracted course of antimicrobial therapy.

Prothrombin time should be monitored in patients at risk and exogenous vitamin K administered as indicated.

FORTAZ should be prescribed with caution in individuals with a history of gastrointestinal disease, particularly colitis.

Distal necrosis can occur after inadvertent intra-arterial administration of ceftazidime.

Prescribing FORTAZ in the absence of a proven or strongly suspected bacterial infection or a prophylactic indication is unlikely to provide benefit to the patient and increases the risk of the development of drug-resistant bacteria.

### **Information for Patients**

Patients should be counseled that antibacterial drugs, including FORTAZ, should only be used to treat bacterial infections. They do not treat viral infections (e.g., the common cold). When FORTAZ is prescribed to treat a bacterial infection, patients should be told that although it is common to feel better early in the course of therapy, the medication should be taken exactly as directed. Skipping doses or not completing the full course of therapy may: (1) decrease the effectiveness of the immediate treatment, and (2) increase the likelihood that bacteria will develop resistance and will not be treatable by FORTAZ or other antibacterial drugs in the future.

Diarrhea is a common problem caused by antibacterial drugs which usually ends when the antibacterial drug is discontinued. Sometimes after starting treatment with antibacterial drugs, patients can develop watery and bloody stools (with or without stomach cramps and fever) even as late as 2 or more months after having taken the last dose of the antibacterial drug. If this occurs, patients should contact their physician as soon as possible.

### **Drug Interactions**

Nephrotoxicity has been reported following concomitant administration of cephalosporins with aminoglycoside antibacterial drugs or potent diuretics such as furosemide. Renal function should be carefully monitored, especially if higher dosages of the aminoglycosides are to be administered or if therapy is prolonged, because of the potential nephrotoxicity and ototoxicity of aminoglycoside antibacterial drugs. Nephrotoxicity and ototoxicity were not noted when ceftazidime was given alone in clinical trials.

Chloramphenicol has been shown to be antagonistic to beta-lactam antibacterial drugs, including ceftazidime, based on in vitro studies and time kill curves with enteric gram-negative bacilli. Due to the possibility of antagonism in vivo, particularly when bactericidal activity is desired, this drug combination should be avoided.

In common with other antibacterial drugs, ceftazidime may affect the gut flora, leading to lower estrogen reabsorption and reduced efficacy of combined oral estrogen/progesterone contraceptives.

## **Drug/Laboratory Test Interactions**

The administration of ceftazidime may result in a false-positive reaction for glucose in the urine when using Clinitest<sup>®</sup> tablets, Benedict's solution, or Fehling's solution. It is recommended that glucose tests based on enzymatic glucose oxidase reactions (such as CLINISTIX<sup>®</sup>) be used.

## **Carcinogenesis, Mutagenesis, Impairment of Fertility**

Long-term studies in animals have not been performed to evaluate carcinogenic potential. However, a mouse micronucleus test and an Ames test were both negative for mutagenic effects.

## **Pregnancy**

### ***Teratogenic Effects***

Pregnancy Category B. Reproduction studies have been performed in mice and rats at doses up to 40 times the human dose and have revealed no evidence of impaired fertility or harm to the fetus due to FORTAZ. There are, however, no adequate and well-controlled studies in pregnant women. Because animal reproduction studies are not always predictive of human response, this drug should be used during pregnancy only if clearly needed.

## **Nursing Mothers**

Ceftazidime is excreted in human milk in low concentrations. Caution should be exercised when FORTAZ is administered to a nursing woman.

## **Pediatric Use**

See DOSAGE AND ADMINISTRATION.

## **Geriatric Use**

Of the 2,221 subjects who received ceftazidime in 11 clinical studies, 824 (37%) were 65 and older while 391 (18%) were 75 and older. No overall differences in safety or effectiveness were observed between these subjects and younger subjects, and other reported clinical experience has not identified differences in responses between the elderly and younger patients, but greater susceptibility of some older individuals to drug effects cannot be ruled out. This drug is known to be substantially excreted by the kidney, and the risk of toxic reactions to this drug may be greater in patients with impaired renal function. Because elderly patients are more likely to have decreased renal function, care should be taken in dose selection, and it may be useful to monitor renal function (see DOSAGE AND ADMINISTRATION).

## **ADVERSE REACTIONS**

Ceftazidime is generally well tolerated. The incidence of adverse reactions associated with the administration of ceftazidime was low in clinical trials. The most common were local reactions

following IV injection and allergic and gastrointestinal reactions. Other adverse reactions were encountered infrequently. No disulfiram-like reactions were reported.

The following adverse effects from clinical trials were considered to be either related to ceftazidime therapy or were of uncertain etiology:

**Local Effects**, reported in fewer than 2% of patients, were phlebitis and inflammation at the site of injection (1 in 69 patients).

**Hypersensitivity Reactions**, reported in 2% of patients, were pruritus, rash, and fever. Immediate reactions, generally manifested by rash and/or pruritus, occurred in 1 in 285 patients. Toxic epidermal necrolysis, Stevens-Johnson syndrome, and erythema multiforme have also been reported with cephalosporin antibacterial drugs, including ceftazidime. Angioedema and anaphylaxis (bronchospasm and/or hypotension) have been reported very rarely.

**Gastrointestinal Symptoms**, reported in fewer than 2% of patients, were diarrhea (1 in 78), nausea (1 in 156), vomiting (1 in 500), and abdominal pain (1 in 416). The onset of pseudomembranous colitis symptoms may occur during or after treatment (see WARNINGS).

**Central Nervous System Reactions** (fewer than 1%) included headache, dizziness, and paresthesia. Seizures have been reported with several cephalosporins, including ceftazidime. In addition, encephalopathy, coma, asterixis, neuromuscular excitability, and myoclonia have been reported in renally impaired patients treated with unadjusted dosing regimens of ceftazidime (see PRECAUTIONS: General).

**Less Frequent Adverse Events** (fewer than 1%) were candidiasis (including oral thrush) and vaginitis.

### **Hematologic**

Rare cases of hemolytic anemia have been reported.

**Laboratory Test Changes** noted during clinical trials with FORTAZ were transient and included: eosinophilia (1 in 13), positive Coombs test without hemolysis (1 in 23), thrombocytosis (1 in 45), and slight elevations in one or more of the hepatic enzymes, aspartate aminotransferase (AST, SGOT) (1 in 16), alanine aminotransferase (ALT, SGPT) (1 in 15), LDH (1 in 18), GGT (1 in 19), and alkaline phosphatase (1 in 23). As with some other cephalosporins, transient elevations of blood urea, blood urea nitrogen, and/or serum creatinine were observed occasionally. Transient leukopenia, neutropenia, agranulocytosis, thrombocytopenia, and lymphocytosis were seen very rarely.



## **Postmarketing Experience with FORTAZ Products**

In addition to the adverse events reported during clinical trials, the following events have been observed during clinical practice in patients treated with FORTAZ and were reported spontaneously. For some of these events, data are insufficient to allow an estimate of incidence or to establish causation.

### ***General***

Anaphylaxis; allergic reactions, which, in rare instances, were severe (e.g., cardiopulmonary arrest); urticaria; pain at injection site.

### ***Hepatobiliary Tract***

Hyperbilirubinemia, jaundice.

### ***Renal and Genitourinary***

Renal impairment.

## **Cephalosporin-Class Adverse Reactions**

In addition to the adverse reactions listed above that have been observed in patients treated with ceftazidime, the following adverse reactions and altered laboratory tests have been reported for cephalosporin-class antibacterial drugs:

### ***Adverse Reactions***

Colitis, toxic nephropathy, hepatic dysfunction including cholestasis, aplastic anemia, hemorrhage.

### ***Altered Laboratory Tests***

Prolonged prothrombin time, false-positive test for urinary glucose, pancytopenia.

To report **SUSPECTED ADVERSE REACTIONS**, contact Teligent Pharma, Inc. at 1-856-697-1441, or FDA at 1-800-FDA-1088 or [www.fda.gov/medwatch](http://www.fda.gov/medwatch).

## **OVERDOSAGE**

Ceftazidime overdosage has occurred in patients with renal failure. Reactions have included seizure activity, encephalopathy, asterixis, neuromuscular excitability, and coma. Patients who receive an acute overdosage should be carefully observed and given supportive treatment. In the presence of renal insufficiency, hemodialysis or peritoneal dialysis may aid in the removal of ceftazidime from the body.

## DOSAGE AND ADMINISTRATION

### Dosage

The usual adult dosage is 1 gram administered intravenously or intramuscularly every 8 to 12 hours. The dosage and route should be determined by the susceptibility of the causative organisms, the severity of infection, and the condition and renal function of the patient.

The guidelines for dosage of FORTAZ are listed in *Table 5*. The following dosage schedule is recommended.

**Table 5. Recommended Dosage Schedule**

	Dose	Frequency
<b>Adults</b>		
<b>Usual recommended dosage</b>	<b>1 gram intravenous or intramuscular</b>	<b>every 8 to 12 hours</b>
Uncomplicated urinary tract infections	250 mg intravenous or intramuscular	every 12 hours
Bone and joint infections	2 grams intravenous	every 12 hours
Complicated urinary tract infections	500 mg intravenous or intramuscular	every 8 to 12 hours
Uncomplicated pneumonia; mild skin and skin-structure infections	500 mg to 1 gram intravenous or intramuscular	every 8 hours
Serious gynecologic and intra-abdominal infections	2 grams intravenous	every 8 hours
Meningitis	2 grams intravenous	every 8 hours
Very severe life-threatening infections, especially in immunocompromised patients	2 grams intravenous	every 8 hours
Lung infections caused by <i>Pseudomonas</i> spp. in patients with cystic fibrosis with normal renal function*	30 to 50 mg/kg intravenous to a maximum of 6 grams per day	every 8 hours
<b>Neonates</b> (0-4 weeks)	30 mg/kg intravenous	every 12 hours
<b>Infants and children</b> (1 month-12 years)	30 to 50 mg/kg intravenous to a maximum of 6 grams per day†	every 8 hours

\* Although clinical improvement has been shown, bacteriologic cures cannot be expected in patients with chronic respiratory disease and cystic fibrosis.

† The higher dose should be reserved for immunocompromised pediatric patients or pediatric patients with cystic fibrosis or meningitis.

### ***Impaired Hepatic Function***

No adjustment in dosage is required for patients with hepatic dysfunction.

### ***Impaired Renal Function***

Ceftazidime is excreted by the kidneys, almost exclusively by glomerular filtration. Therefore, in patients with impaired renal function (glomerular filtration rate [GFR] <50 mL/min), it is recommended that the dosage of ceftazidime be reduced to compensate for its slower excretion. In patients with suspected renal insufficiency, an initial loading dose of 1 gram of FORTAZ may be given. An estimate of GFR should be made to determine the appropriate maintenance dosage. The recommended dosage is presented in *Table 6*.

**Table 6. Recommended Maintenance Dosages of FORTAZ in Renal Insufficiency**

<b>Note: if the dose recommended in <i>table 5</i> above is lower than that recommended for patients with renal insufficiency as outlined in <i>table 6</i>, the lower dose should be used.</b>		
<b>Creatinine Clearance (mL/min)</b>	<b>Recommended Unit Dose of FORTAZ</b>	<b>Frequency of Dosing</b>
50-31	1 gram	every 12 hours
30-16	1 gram	every 24 hours
15-6	500 mg	every 24 hours
less than 5	500 mg	every 48 hours

When only serum creatinine is available, the following formula (Cockcroft's equation)<sup>5</sup> may be used to estimate creatinine clearance. The serum creatinine should represent a steady state of renal function:

$$\text{Males: Creatinine clearance (mL/min)} = \frac{\text{Weight (kg)} \times (140 - \text{age})}{72 \times \text{serum creatinine (mg/dL)}}$$

Females: 0.85 x male value

In patients with severe infections who would normally receive 6 grams of FORTAZ daily were it not for renal insufficiency, the unit dose given in the table above may be increased by 50% or the dosing frequency may be increased appropriately. Further dosing should be determined by therapeutic monitoring, severity of the infection, and susceptibility of the causative organism.

In pediatric patients as for adults, the creatinine clearance should be adjusted for body surface area or lean body mass, and the dosing frequency should be reduced in cases of renal insufficiency.

In patients undergoing hemodialysis, a loading dose of 1 gram is recommended, followed by 1 gram after each hemodialysis period.

FORTAZ can also be used in patients undergoing intraperitoneal dialysis and continuous ambulatory peritoneal dialysis. In such patients, a loading dose of 1 gram of FORTAZ may be given, followed by 500 mg every 24 hours. In addition to IV use, FORTAZ can be incorporated in the dialysis fluid at a concentration of 250 mg for 2 L of dialysis fluid.

**Note:** Generally, FORTAZ should be continued for 2 days after the signs and symptoms of infection have disappeared, but in complicated infections longer therapy may be required.

### **Administration**

FORTAZ may be given intravenously or by deep IM injection into a large muscle mass such as the upper outer quadrant of the gluteus maximus or lateral part of the thigh. Intra-arterial administration should be avoided (see PRECAUTIONS).

#### ***Intramuscular Administration***

For IM administration, FORTAZ should be constituted with one of the following diluents: Sterile Water for Injection, Bacteriostatic Water for Injection, or 0.5% or 1% Lidocaine Hydrochloride Injection. Refer to *Table 7*.

#### ***Intravenous Administration***

The IV route is preferable for patients with bacterial septicemia, bacterial meningitis, peritonitis, or other severe or life-threatening infections, or for patients who may be poor risks because of lowered resistance resulting from such debilitating conditions as malnutrition, trauma, surgery, diabetes, heart failure, or malignancy, particularly if shock is present or pending.

***For direct intermittent IV administration,*** constitute FORTAZ as directed in *Table 7* with Sterile Water for Injection. Slowly inject directly into the vein over a period of 3 to 5 minutes or give through the tubing of an administration set while the patient is also receiving one of the compatible IV fluids (see COMPATIBILITY AND STABILITY).

***For IV infusion,*** constitute the 500-mg, 1-gram, or 2-gram vial and add an appropriate quantity of the resulting solution to an IV container with one of the compatible IV fluids listed under the COMPATIBILITY AND STABILITY section.

***Intermittent IV infusion with a Y-type administration set*** can be accomplished with compatible solutions. However, during infusion of a solution containing ceftazidime, it is desirable to discontinue the other solution.

TwistVial™ vials are to be constituted only with 50 or 100 mL of 5% Dextrose Injection, 0.9% Sodium Chloride Injection, or 0.45% Sodium Chloride Injection in compatible flexible diluent containers (see Instructions for Constitution). TwistVial™ vials that have been joined to compatible diluent containers and activated to dissolve the drug are stable for 12 hours at room temperature or for 3 days under refrigeration. Joined vials that have not been activated may be used within a 14-day period; this period corresponds to that for use of compatible diluent containers following removal of the outer packaging (overwrap).

Freezing solutions of FORTAZ is not recommended.

**Table 7. Preparation of Solutions of FORTAZ**

Size	Amount of Diluent to be Added (mL)	Approximate Available Volume (mL)	Approximate Ceftazidime Concentration (mg/mL)
Intramuscular			
500-mg vial	1.5	1.8	280
1-gram vial	3	3.6	280
Intravenous			
500-mg vial	5.3	5.7 <sup>*</sup>	100
1-gram vial	10	10.8 <sup>†</sup>	100
2-gram vial	10	11.5 <sup>‡</sup>	170

\* To obtain a dose of 500 mg, withdraw 5 mL from the vial following reconstitution.

† To obtain a dose of 1 g, withdraw 10 mL from the vial following reconstitution.

‡ To obtain a dose of 2 g, withdraw 11.5 mL from the vial following reconstitution.

All vials of FORTAZ as supplied are under reduced pressure. When FORTAZ is dissolved, carbon dioxide is released and a positive pressure develops. For ease of use please follow the recommended techniques of constitution described on the detachable Instructions for Constitution section of this insert.

Solutions of FORTAZ, like those of most beta-lactam antibacterial drugs, should not be added to solutions of aminoglycoside antibacterial drugs because of potential interaction.

However, if concurrent therapy with FORTAZ and an aminoglycoside is indicated, each of these antibacterial drugs can be administered separately to the same patient.

#### **Directions for Use of FORTAZ Frozen in Galaxy® Plastic Containers**

FORTAZ supplied as a frozen, sterile, iso-osmotic, nonpyrogenic solution in plastic containers is to be administered after thawing either as a continuous or intermittent IV infusion. The thawed solution is stable for 8 hours at room temperature or for 3 days if stored under refrigeration. **Do not refreeze.**

Thaw container at room temperature (25°C) or under refrigeration (5°C). Do not force thaw by immersion in water baths or by microwave irradiation. Components of the solution may precipitate in the frozen state and will dissolve upon reaching room temperature with little or no agitation. Potency is not affected. Mix after solution has reached room temperature. Check for minute leaks by squeezing bag firmly. Discard bag if leaks are found as sterility may be impaired. Do not add supplementary medication. Do not use unless solution is clear and seal is intact.

Use sterile equipment.

### **Caution**

Do not use plastic containers in series connections. Such use could result in air embolism due to residual air being drawn from the primary container before administration of the fluid from the secondary container is complete.

### ***Preparation for Administration***

1. Suspend container from eyelet support.
2. Remove protector from outlet port at bottom of container.
3. Attach administration set. Refer to complete directions accompanying set.

## **COMPATIBILITY AND STABILITY**

### **Intramuscular**

FORTAZ, when constituted as directed with Sterile Water for Injection, Bacteriostatic Water for Injection, or 0.5% or 1% Lidocaine Hydrochloride Injection, maintains satisfactory potency for 12 hours at room temperature or for 3 days under refrigeration. Solutions in Sterile Water for Injection that are frozen immediately after constitution in the original container are stable for 3 months when stored at -20°C. Once thawed, solutions should not be refrozen. Thawed solutions may be stored for up to 3 hours at room temperature or for 3 days in a refrigerator.

### **Intravenous**

FORTAZ, when constituted as directed with Sterile Water for Injection, maintains satisfactory potency for 12 hours at room temperature or for 3 days under refrigeration. Solutions in 0.9 % Sodium Chloride Injection in VIAFLEX<sup>®</sup> small-volume containers that are frozen immediately after constitution are stable for 3 months when stored at -20°C. Do not force thaw by immersion in water baths or by microwave irradiation. Once thawed, solutions should not be refrozen. Thawed solutions may be stored for up to 12 hours at room temperature or for 3 days in a refrigerator. More concentrated solutions in Sterile Water for Injection in the original container that are frozen immediately after constitution are stable for 3 months when stored at -20°C. Once thawed, solutions should not be refrozen. Thawed solutions may be stored for up to 8 hours at room temperature or for 3 days in a refrigerator.

FORTAZ is compatible with the more commonly used IV infusion fluids. Solutions at concentrations between 1 and 40 mg/mL in 0.9% Sodium Chloride Injection; 1/6 M Sodium Lactate Injection; 5% Dextrose Injection; 5% Dextrose and 0.225% Sodium Chloride Injection; 5% Dextrose and 0.45% Sodium Chloride Injection; 5% Dextrose and 0.9% Sodium Chloride Injection; 10% Dextrose Injection; Ringer's Injection, USP; Lactated Ringer's Injection, USP; 10% Invert Sugar in Water for Injection; and NORMOSOL<sup>®</sup>-M in 5% Dextrose Injection may be stored for up to 12 hours at room temperature or for 3 days if refrigerated.

The 1- and 2-g FORTAZ TwistVial™ vials, when diluted in 50 or 100 mL of 5% Dextrose Injection, 0.9% Sodium Chloride Injection, or 0.45% Sodium Chloride Injection, may be stored for up to 12 hours at room temperature or for 3 days under refrigeration.

FORTAZ is less stable in Sodium Bicarbonate Injection than in other IV fluids. It is not recommended as a diluent. Solutions of FORTAZ in 5% Dextrose Injection and 0.9% Sodium Chloride Injection are stable for at least 6 hours at room temperature in plastic tubing, drip chambers, and volume control devices of common IV infusion sets.

Ceftazidime at a concentration of 4 mg/mL has been found compatible for 12 hours at room temperature or for 3 days under refrigeration in 0.9% Sodium Chloride Injection or 5% Dextrose Injection when admixed with: cefuroxime sodium (ZINACEF®) 3 mg/mL, heparin 10 or 50 U/mL, or potassium chloride 10 or 40 mEq/L.

Vancomycin solution exhibits a physical incompatibility when mixed with a number of drugs, including ceftazidime. The likelihood of precipitation with ceftazidime is dependent on the concentrations of vancomycin and ceftazidime present. It is therefore recommended, when both drugs are to be administered by intermittent IV infusion, that they be given separately, flushing the IV lines (with 1 of the compatible IV fluids) between the administration of these 2 agents.

**Note:** Parenteral drug products should be inspected visually for particulate matter before administration whenever solution and container permit.

As with other cephalosporins, FORTAZ powder, as well as solutions, tend to darken depending on storage conditions; within the stated recommendations, however, product potency is not adversely affected.

## HOW SUPPLIED

FORTAZ in the dry state should be stored between 15°C and 30°C (59°F and 86°F) and protected from light. FORTAZ is a dry, white to off-white powder supplied in vials as follows:

- NDC 52565-105-10 500-mg\* Single-Dose Vial (Tray of 10)
- NDC 52565-106-10 1-g\* Single-Dose Vial (Tray of 10)
- NDC 52565-107-10 2-g\* Single-Dose Vial (Tray of 10)
- NDC 52565-110-25 1-g TwistVial™ Single-Dose Vial (Tray of 25)
- NDC 52565-111-10 2-g TwistVial™ Single-Dose Vial (Tray of 10)

(The above TwistVial™ vials are to be used only with compatible diluent containers.)

FORTAZ frozen as a premixed solution of ceftazidime sodium should not be stored above -20°C. FORTAZ is supplied frozen in 50-mL, single-dose, plastic containers as follows:

- NDC 52565-112-12 1-g\* Plastic Container (Carton of 24)
- NDC 52565-113-12 2-g\* Plastic Container (Carton of 24)

\*Equivalent to anhydrous ceftazidime.

## REFERENCES

1. Clinical and Laboratory Standards Institute (CLSI). *Methods for Dilution Antimicrobial Susceptibility Tests for Bacteria that Grow Aerobically; Approved Standard - Tenth Edition*. CLSI document M07-A10, Clinical and Laboratory Standards Institute, 950 West Valley Road, Suite 2500, Wayne, Pennsylvania 19087, USA, 2015.
2. Clinical and Laboratory Standards Institute (CLSI). *Performance Standards for Antimicrobial Susceptibility Testing; Twenty-seventh Informational Supplement*, CLSI document M100-S27, Clinical and Laboratory Standards Institute, 950 West Valley Road, Suite 2500, Wayne, Pennsylvania 19087, USA, 2017.
3. Clinical and Laboratory Standards Institute (CLSI). *Performance Standards for Antimicrobial Disk Diffusion Susceptibility Tests; Approved Standard – Twelfth Edition*. CLSI document M02-A12, Clinical and Laboratory Standards Institute, 950 West Valley Road, Suite 2500, Wayne, Pennsylvania 19087, USA, 2015.
4. Clinical and Laboratory Standards Institute (CLSI). *Methods for Antimicrobial Susceptibility Testing of Anaerobic Bacteria; Approved Standard - Eight Edition*. CLSI document M11-A8. Clinical and Laboratory Standards Institute, 950 West Valley Road, Suite 2500, Wayne, PA 19087 USA, 2012
5. Cockcroft DW, Gault MH. Prediction of creatinine clearance from serum creatinine. *Nephron*. 1976;16:31-41.

FORTAZ<sup>®</sup> (ceftazidime for injection):

Distributed by Teligent Pharma, Inc.

Buena, NJ 08310

Manufactured by GlaxoSmithKline Verona, Italy 37135

FORTAZ<sup>®</sup> (ceftazidime injection):

Distributed by Teligent Pharma, Inc.

Buena, NJ 08310

Manufactured by Baxter Healthcare Corporation

Deerfield, IL 60015



FORTAZ and ZINACEF are registered trademarks of Teligent, Inc.

CLINITEST and CLINISTIX are registered trademarks of Ames Division, Miles Laboratories, Inc.

GALAXY and VIAFLEX are registered trademarks of Baxter International Inc.

TWISTVIAL is a trademark of Teligent, Inc.

Teligent Pharma, Inc.  
Buena, NJ 08310  
July 2017

-----  
TEAR AWAY

**FORTAZ<sup>®</sup>** (ceftazidime for injection)  
Instructions for Constitution

Vials: 500 mg IM/IV, 1 g IM/IV, 2 g IV

1. Insert the syringe needle through the vial closure and inject the recommended volume of diluent. The vacuum may assist entry of the diluent. Remove the syringe needle.
2. Shake to dissolve; a clear solution will be obtained in 1 to 2 minutes.
3. Invert the vial. Ensuring that the syringe plunger is fully depressed, insert the needle through the vial closure and withdraw the total volume of solution into the syringe (the pressure in the vial may aid withdrawal). Ensure that the needle remains within the solution and does not enter the headspace. The withdrawn solution may contain some bubbles of carbon dioxide.

**Note:** As with the administration of all parenteral products, accumulated gases should be expressed from the syringe immediately before injection of FORTAZ.

**TwistVial<sup>™</sup> Vials:** 1 g, 2 g

***To Open Diluent Container:***

Peel the corner of the diluent overwrap and remove flexible diluent container. Some opacity of the plastic flexible container due to moisture absorption during the sterilization process may be observed. This is normal and does not affect the solution quality or safety. The opacity will diminish gradually.

***To Assemble Vial and Flexible Diluent Container (Use Aseptic Technique):***

1. Remove the protective covers from the top of the vial and the vial port on the diluent container as follows:
  - a. To remove the breakaway vial cap, swing the pull ring over the top of the vial and pull down far enough to start the opening (see Figure 1), then pull straight up to remove the cap (see Figure 2).

**Note:** Once the breakaway cap has been removed, do not access vial with syringe.



Figure 1

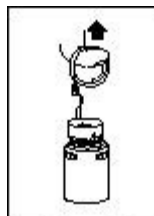


Figure 2

- b. To remove the vial port cover, grasp the tab on the pull ring, pull up to break the three tie strings, then pull back to remove the cover (see Figure 3).
2. Screw the vial into the vial port until it will go no further. **THE VIAL MUST BE SCREWED IN TIGHTLY TO ASSURE A SEAL.** This occurs approximately one-half turn (180°) after the first audible click (see Figure 4). The clicking sound does not assure a seal; the vial must be turned as far as it will go.  
**Note:** Once vial is seated, do not attempt to remove (see Figure 4).



Figure 3

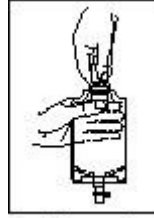


Figure 4

3. Recheck the vial to assure that it is tight by trying to turn it further in the direction of assembly.
4. Label appropriately.

***To Prepare Admixture:***

1. Squeeze the bottom of the diluent container gently to inflate the portion of the container surrounding the end of the drug vial.
2. With the other hand, push the drug vial down into the container, telescoping the walls of the container. Grasp the inner cap of the vial through the walls of the container (see Figure 5).
3. Pull the inner cap from the drug vial (see Figure 6). Verify that the rubber stopper has been pulled out, allowing the drug and diluent to mix.

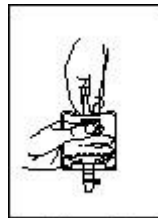


Figure 5

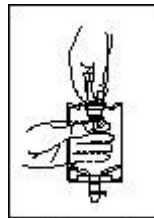


Figure 6

4. Mix container contents thoroughly and use within the specified time.

***Preparation for Administration (Use Aseptic Technique):***

1. Confirm the activation and admixture of vial contents.
2. Check for leaks by squeezing container firmly. If leaks are found, discard unit as sterility may be impaired.

3. Close flow control clamp of administration set.
4. Remove cover from outlet port at bottom of container.
5. Insert piercing pin of administration set into port with a twisting motion until the pin is firmly seated.  
**Note:** See full directions on administration set carton.
6. Lift the free end of the hanger loop on the bottom of the vial, breaking the two tie strings. Bend the loop outward to lock it in the upright position, then suspend container from hanger.
7. Squeeze and release drip chamber to establish proper fluid level in chamber.
8. Open flow control clamp and clear air from set. Close clamp.
9. Attach set to venipuncture device. If device is not indwelling, prime and make venipuncture.
10. Regulate rate of administration with flow control clamp.

**WARNING: Do not use flexible container in series connections.**

Teligent Pharma, Inc.  
Buena, NJ 08310

July 2017