

HIGHLIGHTS OF PRESCRIBING INFORMATION

These highlights do not include all the information needed to use VERQUVO safely and effectively. See full prescribing information for VERQUVO.

VERQUVO® (vericiguat) tablets, for oral use
Initial U.S. Approval: 2021

WARNING: EMBRYO-FETAL TOXICITY

See full prescribing information for complete boxed warning.

- Do not administer VERQUVO to a pregnant female because it may cause fetal harm. (4, 5.1, 8.1)
- Females of reproductive potential: Exclude pregnancy before the start of treatment. To prevent pregnancy, females of reproductive potential must use effective forms of contraception during treatment and for one month after stopping treatment. (2.2, 5.1, 8.3)

INDICATIONS AND USAGE

VERQUVO is a soluble guanylate cyclase (sGC) stimulator, indicated to reduce the risk of cardiovascular death and heart failure (HF) hospitalization following a hospitalization for heart failure or need for outpatient IV diuretics, in adults with symptomatic chronic HF and ejection fraction less than 45%. (1)

DOSAGE AND ADMINISTRATION

- The recommended starting dose of VERQUVO is 2.5 mg orally once daily with food. (2.1)
- Double the dose of VERQUVO approximately every 2 weeks to reach the target maintenance dose of 10 mg once daily, as tolerated by the patient. (2.1)

- Tablets may be crushed and mixed with water for patients who have difficulty swallowing. (2.1)

DOSAGE FORMS AND STRENGTHS

Tablets: 2.5 mg, 5 mg and 10 mg (3)

CONTRAINDICATIONS

- Patients with concomitant use of other soluble guanylate cyclase (sGC) stimulators. (4, 7.1)
- Pregnancy (4)

ADVERSE REACTIONS

Most common adverse reactions reported in ≥5% are hypotension and anemia. (6.1)

To report SUSPECTED ADVERSE REACTIONS, contact Merck Sharp & Dohme Corp., a subsidiary of Merck & Co., Inc., at 1-877-888-4231 or FDA at 1-800-FDA-1088 or www.fda.gov/medwatch.

DRUG INTERACTIONS

- PDE-5 Inhibitors: Concomitant use is not recommended. (7.2)

USE IN SPECIFIC POPULATIONS

- Lactation: Breastfeeding is not recommended (8.2)

See 17 for PATIENT COUNSELING INFORMATION and Medication Guide.

Revised: 06/2021

FULL PRESCRIBING INFORMATION: CONTENTS*

WARNING: EMBRYO-FETAL TOXICITY

- 1 INDICATIONS AND USAGE
- 2 DOSAGE AND ADMINISTRATION
 - 2.1 Recommended Dosage
 - 2.2 Pregnancy Testing in Females of Reproductive Potential
- 3 DOSAGE FORMS AND STRENGTHS
- 4 CONTRAINDICATIONS
- 5 WARNINGS AND PRECAUTIONS
 - 5.1 Embryo-Fetal Toxicity
- 6 ADVERSE REACTIONS
 - 6.1 Clinical Trials Experience
- 7 DRUG INTERACTIONS
 - 7.1 Other Soluble Guanylate Cyclase Stimulators
 - 7.2 PDE-5 Inhibitors
- 8 USE IN SPECIFIC POPULATIONS
 - 8.1 Pregnancy
 - 8.2 Lactation
 - 8.3 Females and Males of Reproductive Potential
 - 8.4 Pediatric Use

- 8.5 Geriatric Use
- 8.6 Renal Impairment
- 8.7 Hepatic Impairment

10 OVERDOSAGE

11 DESCRIPTION

12 CLINICAL PHARMACOLOGY

- 12.1 Mechanism of Action
- 12.2 Pharmacodynamics
- 12.3 Pharmacokinetics

13 NONCLINICAL TOXICOLOGY

- 13.1 Carcinogenesis, Mutagenesis, Impairment of Fertility
- 13.2 Animal Toxicology and/or Pharmacology

14 CLINICAL STUDIES

16 HOW SUPPLIED/STORAGE AND HANDLING

- 16.1 How Supplied
- 16.2 Storage and Handling

17 PATIENT COUNSELING INFORMATION

*Sections or subsections omitted from the full prescribing information are not listed.

FULL PRESCRIBING INFORMATION

WARNING: EMBRYO-FETAL TOXICITY

Females of reproductive potential: Exclude pregnancy before the start of treatment. To prevent pregnancy, females of reproductive potential must use effective forms of contraception during treatment and for one month after stopping treatment. Do not administer VERQUVO to a pregnant female because it may cause fetal harm [see *Dosage and Administration (2.2)*, *Warnings and Precautions (5.1)*, and *Use in Specific Populations (8.3)*].

1 INDICATIONS AND USAGE

VERQUVO® is indicated to reduce the risk of cardiovascular death and heart failure (HF) hospitalization following a hospitalization for heart failure or need for outpatient IV diuretics, in adults with symptomatic chronic HF and ejection fraction less than 45% [see *Clinical Studies (14)*].

2 DOSAGE AND ADMINISTRATION

2.1 Recommended Dosage

The recommended starting dose of VERQUVO is 2.5 mg orally once daily with food.

Double the dose of VERQUVO approximately every 2 weeks to reach the target maintenance dose of 10 mg once daily, as tolerated by the patient.

For patients who are unable to swallow whole tablets, VERQUVO may be crushed and mixed with water immediately before administration [see *Clinical Pharmacology (12.3)*].

2.2 Pregnancy Testing in Females of Reproductive Potential

Obtain a pregnancy test in females of reproductive potential prior to initiating treatment with VERQUVO [see *Warnings and Precautions (5.1)* and *Use in Specific Populations (8.3)*].

3 DOSAGE FORMS AND STRENGTHS

- VERQUVO 2.5 mg (vericiguat 2.5 mg) are round, biconvex, white film-coated tablets debossed with “2.5” on one side and “VC” on the other side.
- VERQUVO 5 mg (vericiguat 5 mg) are round, biconvex, brown-red film-coated tablets debossed with “5” on one side and “VC” on the other side.
- VERQUVO 10 mg (vericiguat 10 mg) are round, biconvex, yellow-orange film-coated tablets debossed with “10” on one side and “VC” on the other side.

4 CONTRAINDICATIONS

VERQUVO is contraindicated in patients with concomitant use of other soluble guanylate cyclase (sGC) stimulators [see *Drug Interactions (7.1)*].

VERQUVO is contraindicated in pregnancy [see *Warnings and Precautions (5.1)* and *Use in Specific Populations (8.1)*].

5 WARNINGS AND PRECAUTIONS

5.1 Embryo-Fetal Toxicity

Based on data from animal reproduction studies, VERQUVO may cause fetal harm when administered to a pregnant woman. Advise females of reproductive potential of the potential risk to a fetus. Obtain a pregnancy test before the start of treatment. Advise females of reproductive potential to use effective contraception during treatment with VERQUVO and for at least one month after the final dose [see *Dosage and Administration (2.2)* and *Use in Specific Populations (8.1, 8.3)*].

6 ADVERSE REACTIONS

6.1 Clinical Trials Experience

Because clinical trials are conducted under widely varying conditions, adverse reaction rates observed in the clinical trials of a drug cannot be directly compared to rates in the clinical trials of another drug and may not reflect the rates observed in practice.

VERQUVO was evaluated in VICTORIA, which included 2,519 patients treated with VERQUVO (up to 10 mg once daily). The mean duration of VERQUVO exposure was 1 year, and the maximum duration was 2.6 years [see *Clinical Studies (14)*]. Table 1 lists adverse drug reactions occurring more commonly with VERQUVO than placebo and in $\geq 5\%$ of patients treated with VERQUVO in VICTORIA.

Table 1: Adverse Drug Reactions Occurring with VERQUVO in VICTORIA

Adverse Drug Reaction	VERQUVO % N = 2,519	Placebo % N = 2,515
Hypotension	16	15
Anemia	10	7

7 DRUG INTERACTIONS

7.1 Other Soluble Guanylate Cyclase Stimulators

VERQUVO is contraindicated in patients with concomitant use of other soluble guanylate cyclase (sGC) stimulators [see *Contraindications (4)*].

7.2 PDE-5 Inhibitors

Concomitant use of VERQUVO with PDE-5 inhibitors is not recommended because of the potential for hypotension [see *Clinical Pharmacology (12.2)*].

8 USE IN SPECIFIC POPULATIONS

8.1 Pregnancy

Risk Summary

Based on data from animal reproduction studies, VERQUVO may cause fetal harm when administered to a pregnant woman and is contraindicated during pregnancy [see *Contraindications (4)*]. There are no available data with VERQUVO use in pregnant women. In animal reproduction studies, oral administration of vericiguat to pregnant rabbits during organogenesis, at ≥ 4 times the human exposure (total AUC) with the maximum recommended human dose (MRHD) of 10 mg, resulted in malformations of the heart and major vessels, as well as increased number of abortions and resorptions (see *Animal Data*). In a pre/postnatal toxicity study, vericiguat administered orally to rats during gestation through lactation caused maternal toxicity, which resulted in decreased pup body weight gain (≥ 10 times the MRHD) and increased pup mortality (24 times the MRHD) during the preweaning period (see *Animal Data*).

The estimated background risk of major birth defects and miscarriage for the indicated population is unknown. All pregnancies have a background risk of birth defect, loss, or other adverse outcomes. In the U.S. general population, the estimated background risk of major birth defects and miscarriage in clinically recognized pregnancies is 2-4% and 15-20%, respectively.

If a patient becomes pregnant while receiving VERQUVO, healthcare providers should report VERQUVO exposure by calling 1-877-888-4231.

Data

Animal Data

In an embryo-fetal development study in rabbits, vericiguat was administered orally to pregnant rabbits during the period of organogenesis from gestation day (GD) 6 to 20 at doses of 0.75, 2.5 or 7.5 mg/kg/day.

An increased incidence of cardiac ventricular septal defect along with truncus arteriosus communis was observed at ≥ 2.5 mg/kg/day, which is ≥ 4 times the human exposure at the MRHD. Maternal toxicity (decreased food consumption and body weight loss), which may have resulted in late spontaneous abortions and resorptions was noted at ≥ 2.5 mg/kg/day (≥ 4 times the human exposure at the MRHD). There were no maternal toxicity or abortions/resorptions and no malformations of the heart and major vessels in rabbits at an exposure approximately equivalent to the human exposure at the MRHD.

In a prenatal developmental toxicity study in rats, vericiguat was administered orally to pregnant rats during the period of organogenesis from GD 6 to 17 at doses of 5, 15 or 50 mg/kg/day. No developmental toxicity was observed up to the highest dose (36 times the human exposure [total AUC] at the MRHD). Maternal toxicity (decreased body weight gain and food consumption) was observed at ≥ 15 mg/kg/day (≥ 10 times the human exposure at the MRHD). There was no maternal toxicity at 5 mg/kg/day (4 times the human exposure at the MRHD).

In a pre-postnatal development study in rats, vericiguat was administered orally at doses of 7.5, 15 or 30 mg/kg/day from GD 6 through lactation day 21. Maternal toxicity (decreases in food consumption and body weight gain) was observed at all dose levels ≥ 6 times the human exposure (total AUC) at the MRHD and resulted in decreased pup body weight gain at ≥ 15 mg/kg/day (≥ 10 times the human exposure at the MRHD) and pup mortality at 30 mg/kg/day (24 times the MRHD).

[¹⁴C]-vericiguat was administered orally to pregnant rats at a dose of 3 mg/kg. Vericiguat-related material was transferred across the placenta, with fetal plasma concentrations of approximately 67% maternal concentrations on GD 19.

8.2 Lactation

Risk Summary

There are no data on the presence of vericiguat in human milk, the effects on the breastfed infant, or the effects on milk production. Vericiguat is present in the milk of lactating rats and it is likely that vericiguat or its metabolites are present in human milk (*see Data*). Because of the potential for serious adverse reactions in breastfed infants from VERQUVO, advise women not to breastfeed during treatment with VERQUVO.

Data

[¹⁴C]-vericiguat was administered intravenously to lactating rats at a dose of 1 mg/kg. Vericiguat-related material was excreted into milk at concentrations approximately 12% maternal plasma concentrations on LD 8.

8.3 Females and Males of Reproductive Potential

Pregnancy Testing

Verify the pregnancy status in females of reproductive potential prior to initiating VERQUVO [*see Dosage and Administration (2.2), Warnings and Precautions (5.1) and Use in Specific Populations (8.1)*].

Contraception

Females

VERQUVO may cause fetal harm when administered to a pregnant woman. Advise females of reproductive potential to use effective contraception during treatment and for one month after the final dose [*see Warnings and Precautions (5.1)*].

8.4 Pediatric Use

Safety and effectiveness of VERQUVO have not been established in pediatric patients.

8.5 Geriatric Use

No dosage adjustment of VERQUVO is required in geriatric patients. In VICTORIA, a total of 1,596 (63%) patients treated with VERQUVO were 65 years and older, and 783 (31%) patients treated with VERQUVO were 75 years and older. No overall differences in safety or efficacy of VERQUVO were observed between patients aged 65 years and older compared to younger patients, but greater sensitivity of some older individuals cannot be ruled out [*see Clinical Pharmacology (12.3) and Clinical Studies (14)*].

8.6 Renal Impairment

No dosage adjustment of VERQUVO is recommended in patients with estimated glomerular filtration rate (eGFR) ≥ 15 mL/min/1.73m² who are not on dialysis. VERQUVO has not been studied in patients with eGFR < 15 mL/min/1.73m² at treatment initiation or on dialysis [see *Clinical Pharmacology (12.3)* and *Clinical Studies (14)*].

8.7 Hepatic Impairment

No dosage adjustment of VERQUVO is recommended in patients with mild or moderate hepatic impairment (e.g., Child-Pugh A or B). VERQUVO has not been studied in patients with severe hepatic impairment (e.g., Child-Pugh C) [see *Clinical Pharmacology (12.3)*].

10 OVERDOSAGE

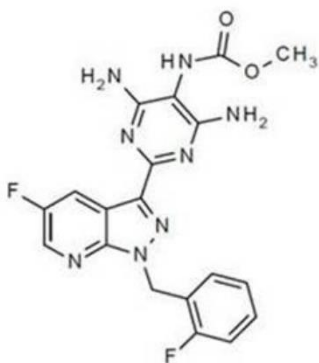
Limited data are available with regard to overdosage in human patients treated with VERQUVO. In VICTORIA, doses up to 10 mg have been studied. In a study of patients with preserved ejection fraction heart failure (left ventricular ejection fraction $\geq 45\%$), multiple doses of VERQUVO 15 mg have been studied and were generally well tolerated. In the event of an overdose, hypotension may result. Symptomatic treatment should be provided. VERQUVO is unlikely to be removed by hemodialysis because of high protein binding.

11 DESCRIPTION

VERQUVO tablets contains vericiguat, a soluble guanylate cyclase stimulator.

The chemical name of vericiguat is methyl {4,6-diamino-2-[5-fluoro-1-(2-fluorobenzyl)-1H-pyrazolo[3,4-b]pyridin-3-yl] pyrimidin-5-yl} carbamate. The molecular formula is C₁₉H₁₆F₂N₈O₂ and the molecular weight is 426.39 g/mol.

The chemical structure is:



Vericiguat is a white to yellowish powder that is freely soluble in dimethyl sulfoxide; slightly soluble in acetone; very slightly soluble in ethanol, acetonitrile, methanol, and ethyl acetate; and practically insoluble in 2-propanol.

VERQUVO® is available as film-coated tablets for oral administration, containing 2.5 mg of vericiguat, 5 mg of vericiguat or 10 mg of vericiguat.

The tablet inactive ingredients are croscarmellose sodium, hypromellose, lactose monohydrate, magnesium stearate, microcrystalline cellulose, and sodium lauryl sulfate.

The film coating contains hypromellose, talc and titanium dioxide. The film coating for the 5 mg of VERQUVO tablet also contains ferric oxide red. The film coating for the 10 mg of VERQUVO tablet also contains ferric oxide yellow.

12 CLINICAL PHARMACOLOGY

12.1 Mechanism of Action

Vericiguat is a stimulator of soluble guanylate cyclase (sGC), an important enzyme in the nitric oxide (NO) signaling pathway. When NO binds to sGC, the enzyme catalyzes the synthesis of intracellular cyclic guanosine monophosphate (cGMP), a second messenger that plays a role in the regulation of vascular tone, cardiac contractility, and cardiac remodeling. Heart failure is associated with impaired synthesis of NO and decreased activity of sGC, which may contribute to myocardial and vascular dysfunction. By directly stimulating sGC, independently of and synergistically with NO, vericiguat augments levels of intracellular cGMP, leading to smooth muscle relaxation and vasodilation.

12.2 Pharmacodynamics

The mean reduction in systolic blood pressure was approximately 1 to 2 mm Hg greater in patients who received VERQUVO compared with placebo.

VERQUVO demonstrated a dose-dependent reduction in NT-proBNP, a biomarker in heart failure, at 12 weeks compared to placebo when added to standard of care. The estimated reduction from baseline NT-proBNP at week 32 was greater in patients who received VERQUVO compared with placebo [see *Clinical Studies (14)*].

Cardiac Electrophysiology

There was no evidence of proarrhythmic risk in an *in vitro* assessment of vericiguat or its major N-glucuronide metabolite. No inhibition of cardiac ion channels (hERG, hNav1.5, or hKvLQT1/mink) was observed at substantial multiples of their unbound C_{max} values at the recommended target dose of 10 mg.

The integrated risk assessment of nonclinical and clinical data supports that administration of vericiguat 10 mg is not associated with clinically meaningful QTc prolongation.

Drug Interaction Studies

No clinically significant differences on bleeding time or platelet aggregation were observed when a single dose of vericiguat 15 mg was used concomitantly with 500 mg of aspirin.

No clinically significant differences in prothrombin time or the activities of Factors II, VII, and X were observed when multiple doses of VERQUVO 10 mg once daily were used concomitantly with a single dose of warfarin 25 mg.

No clinically significant differences on seated blood pressure (BP) were observed when multiple doses of VERQUVO 2.5 mg were used concomitantly with sacubitril/valsartan in healthy subjects.

No clinically significant differences on seated BP were observed when multiple doses of VERQUVO 10 mg were used concomitantly with short- and long-acting nitrates (nitroglycerin spray and isosorbide mononitrate [ISMN] modified release 60 mg) in patients with coronary artery disease. In patients with heart failure, concomitant use with short-acting nitrates was well tolerated, but there is limited experience with long-acting nitrates.

Concomitant use of VERQUVO 10 mg with single doses of sildenafil (25, 50, or 100 mg) was associated with additional seated BP reduction of up to 5.4 mm Hg (systolic/diastolic BP, MAP), compared to administration of VERQUVO alone. There is limited experience with concomitant use of VERQUVO and PDE-5 inhibitors in patients with heart failure.

12.3 Pharmacokinetics

Vericiguat steady-state mean (coefficient of variation %) C_{max} is 350 mcg/L (29%) and AUC is 6,680 mcg•h/L (33.9%) following administration of VERQUVO 10 mg in patients with heart failure. Vericiguat pharmacokinetics increases in a slightly less than dose-proportional manner. Vericiguat accumulates in plasma up to 155-171% and reaches steady-state after approximately 6 days.

Absorption

The absolute bioavailability of vericiguat is 93% when taken with food. Results were comparable when VERQUVO was administered orally as a whole tablet or as a crushed tablet in water.

Effect of Food

Administration of VERQUVO 10 mg with a high-fat, high-calorie meal increases T_{max} from about 1 hour (fasted) to about 4 hours (fed), reduces PK variability, and increases vericiguat AUC by 44% and C_{max} by 41% compared with administration in the fasted state. Similar results were obtained when VERQUVO was administered with a low-fat, low-calorie meal when compared to administration with a high-fat, high-calorie meal.

Distribution

The mean steady-state volume of distribution of vericiguat is approximately 44 L in healthy subjects. Protein binding (primarily to serum albumin) of vericiguat is about 98%.

Elimination

The half-life of vericiguat is 30 hours in patients with heart failure. Clearance in healthy subjects is 1.6 L/h.

Metabolism

Vericiguat primarily undergoes glucuronidation by UGT1A9 and to a lesser extent, by UGT1A1 to form an inactive N-glucuronide metabolite. CYP-mediated metabolism is a minor clearance pathway (<5%).

Excretion

Following oral administration of radiolabeled vericiguat to healthy subjects, approximately 53% of the dose was excreted in urine (primarily as inactive metabolite) and 45% in feces (primarily as unchanged drug).

Specific Populations

Renal Impairment

In patients with heart failure with mild, moderate, and severe renal impairment not requiring dialysis, the mean exposure (AUC) of vericiguat was increased by 5%, 13%, and 20% respectively, compared to patients with normal renal function. These differences in exposure are not considered clinically relevant. The pharmacokinetics of vericiguat have not been studied in patients with $eGFR < 15$ mL/min/1.73m² at treatment initiation or on dialysis [see *Use in Specific Populations (8.6)*].

In a dedicated clinical pharmacology study, otherwise healthy participants with mild, moderate, and severe renal impairment, had 8%, 73%, and 143% respectively, higher mean vericiguat exposure (unbound AUC normalized for body weight) after a single dose compared to healthy controls.

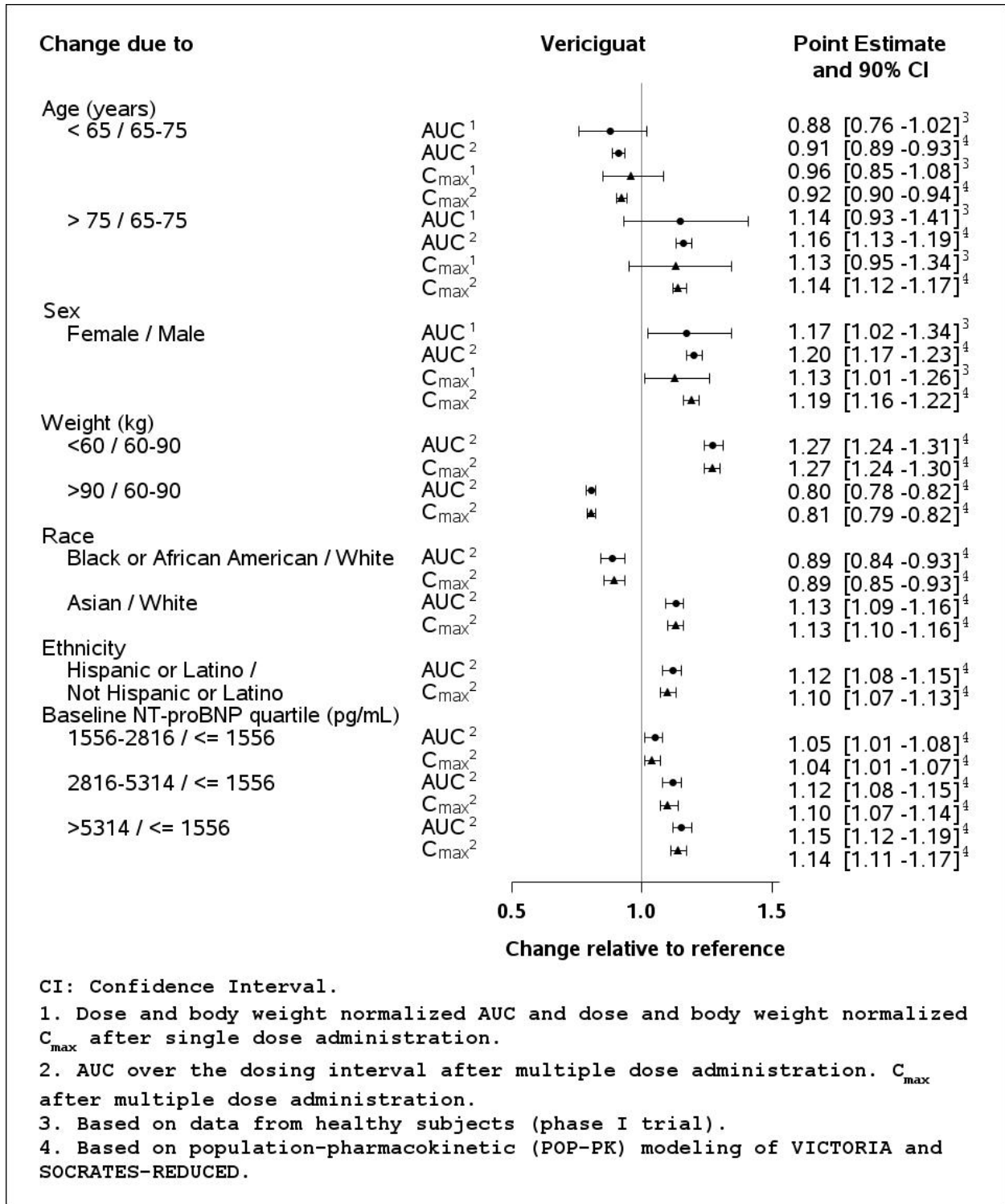
The apparent discrepancy of the effect of renal impairment on vericiguat exposure between the dedicated clinical pharmacology study and the analysis in patients with heart failure may be attributed to differences in study design and size.

Hepatic Impairment

No clinically relevant increases in exposure (unbound AUC normalized for body weight) were observed for individuals with mild and moderate hepatic impairment (Child Pugh A-B). Mean vericiguat exposures were 21% and 47% higher, respectively, compared to individuals with normal hepatic function. The pharmacokinetics of vericiguat have not been studied in patients with severe hepatic impairment (e.g., Child-Pugh C) [see *Use in Specific Populations (8.7)*].

No clinically significant differences in the pharmacokinetics of vericiguat were observed based on age, sex, race/ethnicity (Black, White, Asian, Hispanic, Latino), body weight, or baseline NT-proBNP. Effects of specific populations on the pharmacokinetics of vericiguat are shown in Figure 1.

Figure 1: Pharmacokinetics of Vericiguat in Specific Populations



Drug Interaction Studies

Clinical Studies

Effects of Other Drugs on the Pharmacokinetics of Vericiguat

Vericiguat is less soluble at neutral than at acidic pH. Pre- and co-treatment with drugs that increase gastric pH, such as proton pump inhibitors or antacids, decrease vericiguat exposure (AUC) by about 30% following fasted administration. However, co-treatment with drugs that increase gastric pH did not affect vericiguat exposure in patients with heart failure when vericiguat was taken as directed with food.

No clinically significant differences on vericiguat pharmacokinetics were observed with co-administration of mefenamic acid (UGT1A9 inhibitor), ketoconazole (multi-pathway CYP and transporter inhibitor), rifampin (inducer), digoxin (P-gp substrate), warfarin, aspirin, sildenafil, or the combination of sacubitril/valsartan in healthy subjects. No clinically significant differences on vericiguat pharmacokinetics were predicted with co-administration of atazanavir (UGT1A1 inhibitor).

Effects of Vericiguat on the Pharmacokinetics of Other Drugs

No clinically significant differences on the pharmacokinetics of midazolam (CYP3A substrate), digoxin (P-gp substrate), warfarin, sildenafil, or the combination of sacubitril (including metabolite LBQ657)/valsartan were observed when coadministered with VERQUVO in healthy subjects.

In Vitro Studies

Cytochrome P450 (CYP) enzymes: vericiguat is not an inhibitor of CYP1A2, 2B6, 2C8, 2C9, 2C19, or 2D6, 3A4 and is not an inducer of CYP1A2, 2B6, or 3A4.

Uridine diphosphate (UDP)-glucuronosyl transferase (UGT) enzymes: vericiguat is not an inhibitor of UGT1A1, 1A4, 1A6, 1A9, 2B4, or 2B7.

Transporter systems: vericiguat is a substrate of P-glycoprotein (P-gp) and breast cancer resistance protein (BCRP) but is not a substrate of organic cation transporter (OCT1) or organic anion transporting polypeptides (OATP1B1 and OATP1B3). Vericiguat is not an inhibitor of P-gp, BCRP, BSEP, OATP1B1/1B3, OAT1, OAT3, OCT1, OCT2, MATE1, or MATE2K.

13 NONCLINICAL TOXICOLOGY

13.1 Carcinogenesis, Mutagenesis, Impairment of Fertility

Carcinogenesis

Carcinogenicity was evaluated in 2-year studies conducted in CD1 mice and Wistar rats. Vericiguat did not show a carcinogenic effect in mice dosed up to 150 mg/kg/day (males) or up to 250 mg/kg/day (females). These doses were associated with exposures 41 times (males) or 78 (females) times the human exposure (total AUC) at the MRHD of 10 mg/day.

In the carcinogenicity study in rats, no vericiguat-related tumor or hyperplastic findings were observed at doses up to 20 mg/kg/day, at exposures of 16 (males) and 21 times (females) the human exposure at the MRHD.

Mutagenesis

Vericiguat was not genotoxic in the *in vitro* microbial mutagenicity (Ames) assay, the *in vitro* mouse lymphoma assay and the *in vivo* rat and mouse micronucleus assay.

Impairment of Fertility

There were no effects on fertility, mating performance or early embryonic development when vericiguat was administered to rats at up to 32 times the human exposure (total AUC) at the MRHD.

13.2 Animal Toxicology and/or Pharmacology

In growing rats, reversible effects on bone formation were observed, consisting of hypertrophy of growth plate and hyperostosis and remodeling of metaphyseal and diaphyseal bone. These effects were not

observed after chronic administration of vericiguat at up to 22X (adult male rats), 25X (adult female rats), and 2.4X (adult dogs) the human exposure (total AUC) at the MRHD [see *Use in Specific Populations (8.4)*].

14 CLINICAL STUDIES

VICTORIA was a randomized, parallel-group, placebo-controlled, double-blind, event-driven, multi-center trial comparing VERQUVO and placebo in 5,050 adult patients with symptomatic chronic heart failure (New York Heart Association [NYHA] class II-IV) and left ventricular ejection fraction (LVEF) less than 45% following a worsening heart failure event. A worsening heart failure event was defined as heart failure hospitalization within 6 months before randomization or use of outpatient IV diuretics for heart failure within 3 months before randomization.

Patients were randomized to receive VERQUVO 10 mg or matching placebo. VERQUVO was initiated at 2.5 mg once daily and increased at approximately 2 week intervals to 5 mg once daily and the target dose of 10 mg once daily, as tolerated. Placebo doses were similarly adjusted. After approximately 1 year, 90% of patients in both treatment groups were treated with the 10 mg target dose.

The primary endpoint was a composite of time to first event of CV death or hospitalization for heart failure. The median follow-up for the primary endpoint was 11 months.

The population was 64% Caucasian, 22% Asian, and 5% Black. The mean age was 67 years and 76% were male. At randomization, 59% of patients were NYHA Class II, 40% were NYHA Class III, and 1% were NYHA Class IV. The mean left ventricular ejection fraction (EF) was 29%. Approximately half of all patients had an EF <30%, and 14% had an EF between 40% and 45%. The most frequently reported medical history conditions other than heart failure included hypertension (79%), coronary artery disease (58%), hyperlipidemia (57%), diabetes mellitus (47%), atrial fibrillation (45%) and myocardial infarction (42%). At randomization, the mean eGFR was 62 mL/min/1.73 m²; the majority of patients (88%) had an eGFR >30 mL/min/1.73 m². Sixty-seven percent of the patients were enrolled within 3 months of a HF-hospitalization index event; 17% were enrolled within 3 to 6 months of HF hospitalization, and 16% were enrolled within 3 months of outpatient treatment with IV diuretics for worsening HF. The median NT-proBNP level was 2800 pg/mL at randomization.

At baseline, 93% of patients were on a beta blocker, 73% of patients were on an angiotensin-converting enzyme (ACE) inhibitor or angiotensin II receptor blocker (ARB), 70% of patients were on a mineralocorticoid receptor antagonist (MRA), 15% of patients were on a combination of an angiotensin receptor and neprilysin inhibitor (ARNI), 28% of patients had an implantable cardiac defibrillator, and 15% had a biventricular pacemaker. Ninety-one percent of patients were treated with 2 or more heart failure medications (beta blocker, any renin-angiotensin system [RAS] inhibitor or MRA) and 60% of patients were treated with all 3. At baseline, 6% of patients were on ivabradine and 3% of patients were on a sodium glucose co-transporter 2 (SGLT2) inhibitor.

In VICTORIA, VERQUVO was superior to placebo in reducing the risk of CV death or heart failure hospitalization based on a time-to-event analysis (hazard ratio [HR]: 0.90, 95% confidence interval [CI], 0.82-0.98; p=0.019). Over the course of the study, there was a 4.2% annualized absolute risk reduction (ARR) with VERQUVO compared with placebo. The treatment effect reflected a reduction in both cardiovascular death and heart failure hospitalization (see Table 2).

Table 2: Treatment Effect for the Primary Composite Endpoint and the Secondary Endpoints of Cardiovascular Death and Heart Failure Hospitalization

	VERQUVO N=2,526		Placebo N=2,524		Treatment Comparison		
	n (%)	Event rate: % of patients per year*	n (%)	Event rate: % of patients per year*	Hazard Ratio (95% CI) [†]	p- value [‡]	ARR [§]
Primary endpoint							
Composite of cardiovascular death or heart failure hospitalization [¶]	897 (35.5)	33.6	972 (38.5)	37.8	0.90 (0.82, 0.98)	0.019	4.2
Secondary endpoints							
Cardiovascular death	414 (16.4)	12.9	441 (17.5)	13.9	0.93 (0.81, 1.06)		
Heart failure hospitalization	691 (27.4)	25.9	747 (29.6)	29.1	0.90 (0.81, 1.00)		

* Total patients with an event per 100 patient years at risk.

[†] Hazard ratio (VERQUVO over Placebo) and confidence interval from a Cox proportional hazards model.

[‡] From the log-rank test.

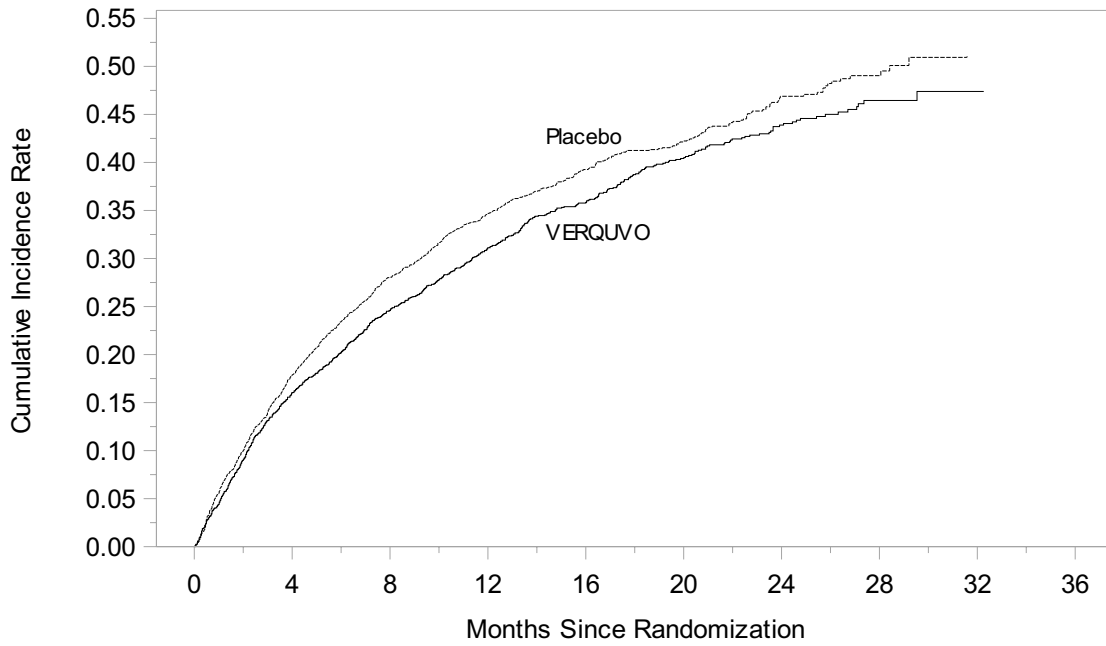
[§] Absolute risk reduction, calculated as difference (Placebo-VERQUVO) in event rate per 100 patient years.

[¶] For patients with multiple events, only the first event contributing to the composite endpoint is counted.

N=Number of patients in Intent-to-Treat (ITT) population; n=Number of patients with an event.

The Kaplan-Meier curve (Figure 2) shows time to first occurrence of the primary composite endpoint of CV death or heart failure hospitalization.

Figure 2: Kaplan-Meier Curve for the Primary Composite Endpoint

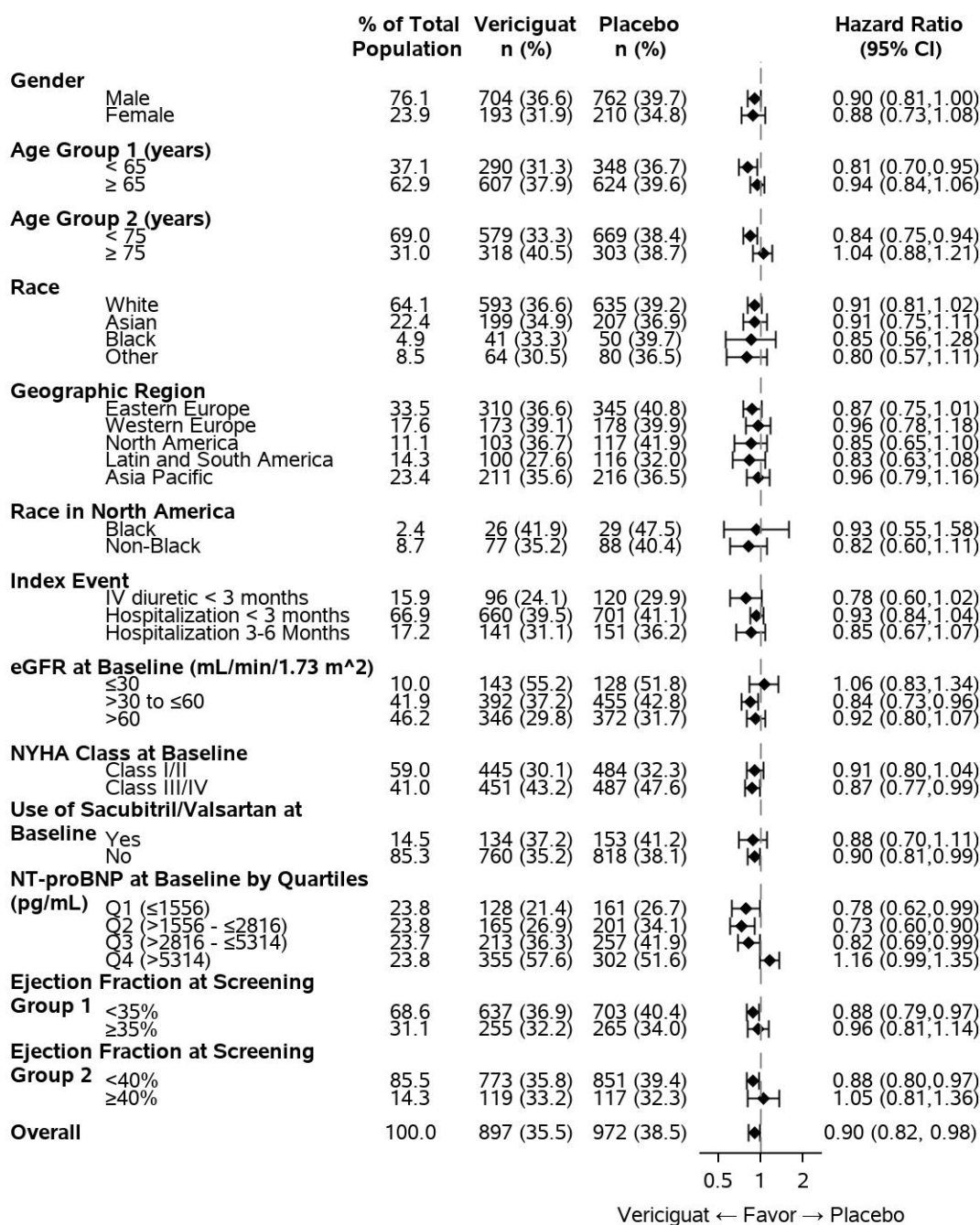


Number of subjects at risk

VERQUVO	2526	2099	1621	1154	826	577	348	125	1	0
Placebo	2524	2053	1555	1097	772	559	324	110	0	0

A wide range of demographic characteristics, baseline disease characteristics, and baseline concomitant medications were examined for their influence on outcomes. The results of the prespecified subgroup analysis for the primary composite endpoint are shown in Figure 3.

Figure 3: Primary Composite Endpoint (CV Death or HF Hospitalization) – Subgroup Analysis



As shown above in Figure 3, the results of the primary composite endpoint were generally consistent across subgroups. However, among patients in the highest baseline NT-proBNP quartile, the estimated HRs for both CV death (HR: 1.16; 95% CI: [0.95, 1.43]) and first HF hospitalization (HR:1.19; 95%CI: [0.9,1.44]) were unfavorable, in contrast to the estimated HRs for patients in the three quartiles with lower NT-proBNP levels.

Secondary endpoints other than the components of the primary endpoint were tested according to a hierarchical testing procedure to control the family wise type I error rate. VERQUVO was superior to placebo

in reducing the risk of total (first and recurrent) events of HF hospitalization and the first occurrence of either all-cause mortality or HF hospitalization (see Table 3).

Table 3: Treatment Effect for All-Cause Mortality or Heart Failure Hospitalization

	VERQUVO N=2,526		Placebo N=2,524		Hazard Ratio (95% CI)
	n (%)	Rate	n (%)	Rate	
Total events of heart failure hospitalization	1,223	38.3*	1,336	42.4*	0.91 [†] (0.84, 0.99)
Composite of all-cause mortality or heart failure hospitalization [‡]	957 (37.9)	35.9 [§]	1,032 (40.9)	40.1 [§]	0.90 [¶] (0.83, 0.98)
- All-cause mortality	266 (10.5)		285 (11.3)		
- Heart failure hospitalization	691 (27.4)		747 (29.6)		

* Event rate (total events, including recurrent events in the same patient, per 100 patient years at risk).

[†] Hazard ratio (VERQUVO over Placebo), based on an Andersen-Gill model.

[‡] For patients with multiple events, only the first event contributing to the composite endpoint is counted in this row and the applicable subsequent rows. Thus, any deaths occurring after a heart failure hospitalization are not counted.

[§] Incidence rate (total patients with ≥1 event per 100 patient years at risk).

[¶] Hazard ratio (VERQUVO over Placebo), based on a Cox proportional hazards model.

N=Number of patients in ITT population; n=Total number of events of heart failure hospitalization, or number of patients with ≥1 event for all other rows.

16 HOW SUPPLIED/STORAGE AND HANDLING

16.1 How Supplied

VERQUVO (vericiguat) is available as round, film-coated, biconvex tablets in the following configurations:

Strength	Color	Markings (debossed) Obverse/Reverse	NDC #			
			14 Count Bottle	30 Count Bottle	90 Count Bottle	Carton/100 *
2.5 mg	White	"2.5"/"VC"	0006-5028-01	0006-5028-02	-	0006-5028-04
5 mg	Brown-Red	"5"/"VC"	0006-5029-01	0006-5029-02	-	0006-5029-04
10 mg	Yellow-Orange	"10"/"VC"	-	0006-5030-01	0006-5030-02	0006-5030-04

* 10 blister cards of 10 tablets

16.2 Storage and Handling

Store at 20°C to 25°C (68°F to 77°F); excursions permitted between 15°C to 30°C (between 59°F to 86°F). See USP for Controlled Room Temperature.

17 PATIENT COUNSELING INFORMATION

Advise the patient to read the FDA-approved patient labeling (Medication Guide).

Dosing Instructions

If a dose is missed, it should be taken as soon as the patient remembers on the same day of the missed dose. Patients should not take two doses of VERQUVO on the same day.

Embryo-Fetal Toxicity

Advise pregnant women and females of reproductive potential of the potential risk to a fetus and to inform their healthcare provider of a known or suspected pregnancy. Advise females of reproductive potential to use effective contraception during treatment with VERQUVO and for one month after the final dose [see *Contraindications (4), Warnings and Precautions (5.1) and Use in Specific Populations (8.1, 8.3)*].

Pregnancy

Advise women who are exposed to VERQUVO during pregnancy to report their pregnancy to their healthcare provider. [See *Use in Specific Populations (8.1)*].

Lactation

Advise women not to breastfeed during treatment with VERQUVO [see *Use in Specific Populations (8.2)*].

 Manufactured for: Merck Sharp & Dohme Corp., a subsidiary of
MERCK & CO., INC., Whitehouse Station, NJ 08889, USA

Manufactured by:
Bayer AG
Leverkusen, Germany

For patent information: www.merck.com/product/patent/home.html

Copyright © 2021 Merck Sharp & Dohme Corp., a subsidiary of **Merck & Co., Inc.**
All rights reserved.
uspi-mk1242-t-2106r001