

# PATIENT GUIDE



**VABYSMO**<sup>®</sup>  
faricimab injection 6 mg



# Vabysmo Patient Guide

## For the treatment of:

- Neovascular (wet) Age-Related Macular Degeneration (nAMD)
- Diabetic Macular Edema (DME)
- Macular oedema secondary to Central Retinal Vein Occlusion (CRVO)
- Macular oedema secondary to Branch Retinal Vein Occlusion (BRVO)

This guide provides important safety information to assist in your understanding of the benefits and risks associated with Vabysmo.

You can use this guide to learn more about your condition and what you can expect from your treatment. This guide is also for loved ones and supporters of people living with nAMD, DME, CRVO or BRVO. For any further questions, you should contact your doctor.

**Additional monitoring:** This medicine is subject to additional monitoring. This will allow quick identification of new safety information. You can help by reporting any side-effects you may get. See 24No. page for how to report side-effects.



**For a digital version of this information please scan this QR code**

# 1. Summary of Important Safety Information

Contact your doctor as soon as possible if you experience any of the following symptoms after treatment with Vabysmo:

01

Increased sensitivity to light

02

Sudden decrease in your vision

03

Worsening redness of the eye, eye pain, increased eye discomfort

04

Your vision gets blurred, or you can't see as well as usual including an increased number of small particles in your vision

## 2. What is nAMD?

**nAMD** is a common cause of vision loss among people aged 60 years and over. The more that nAMD progresses, the larger the loss of vision becomes. It is a long-term condition, and needs ongoing care.

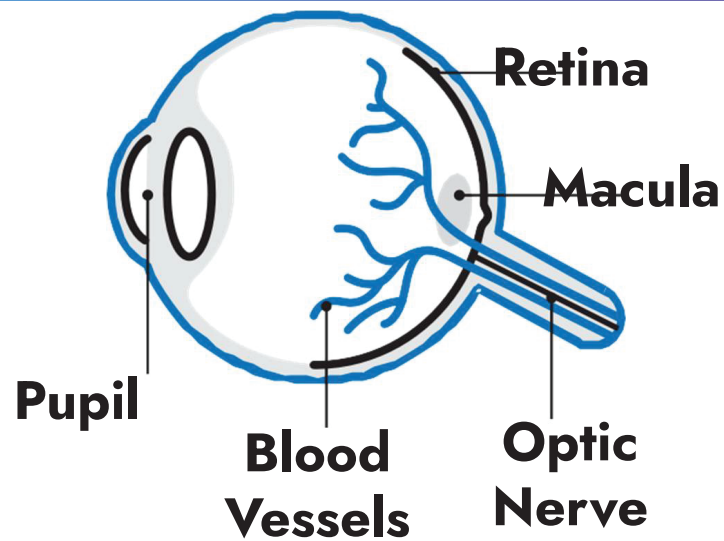
Macular degeneration happens when abnormal vessels grow at the macula (central part of the retina). Abnormal vessels can bleed and leak fluid in the back of the eye, which causes swelling of the retina (the light-sensitive layer at the back of the eye) and vision loss.

nAMD may affect one eye or both but only affects the central part of vision.

**The retina** is the back layer inside the eye that records the images we see - and sends them to the brain.

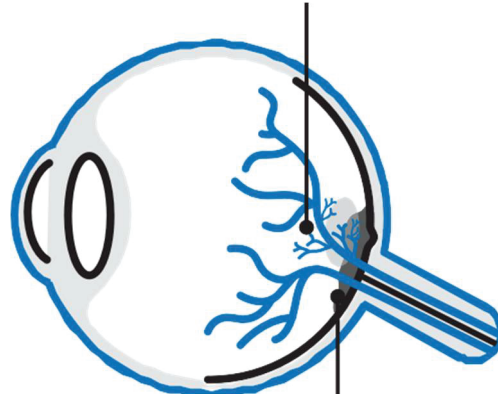
**The macula** is the central part of the retina, responsible for our sharpest vision. This is used to read, drive a car, recognise faces or colours, and see objects in fine detail.

# Healthy Eye



# Eye Affected by nAMD

**Abnormal  
Blood Vessel  
Growth**



**Swelling of  
the Retina**

# Symptoms may include:



**a dark, empty area in the  
centre of vision**



**muted colours**



**blurred vision**



**things appearing as the  
wrong shape**

1. A dark, empty area in the centre of vision
2. Colours seeming less bright
3. Blurry or distorted vision - such as straight lines appearing wavy
4. Objects appearing as the wrong shape or size
5. Difficulty reading, driving, watching TV, or doing other daily tasks

### 3. What is DME?

People living with diabetes who have high blood sugar (glucose) levels over a long period of the time are at risk of getting DME.

DME is when the blood vessels in the retina (the light sensitive layer at the back of the eye) are damaged which can leak fluid into the eye causing swelling in the macula (the central part of the retina) and vision loss.

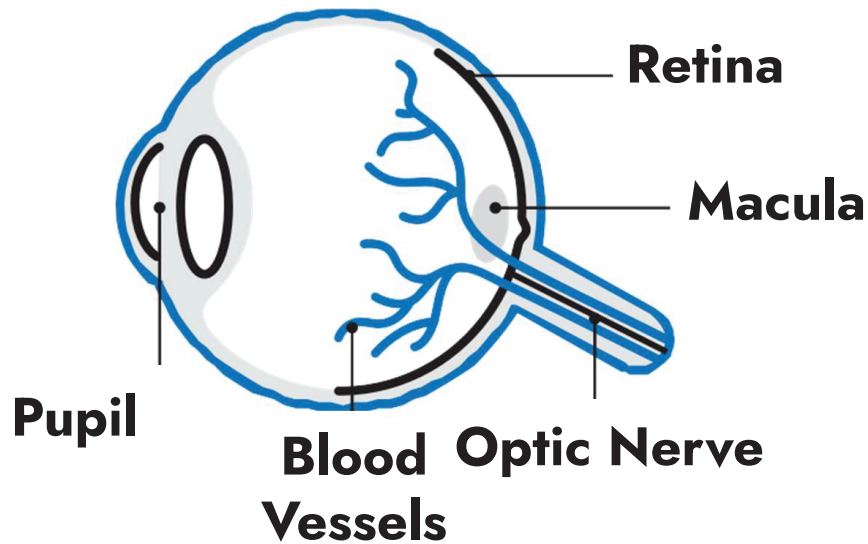
DME is the leading cause of vision loss in people living with diabetes.

**The retina** is the back layer inside the eye that records the images we see - and sends them to the brain.

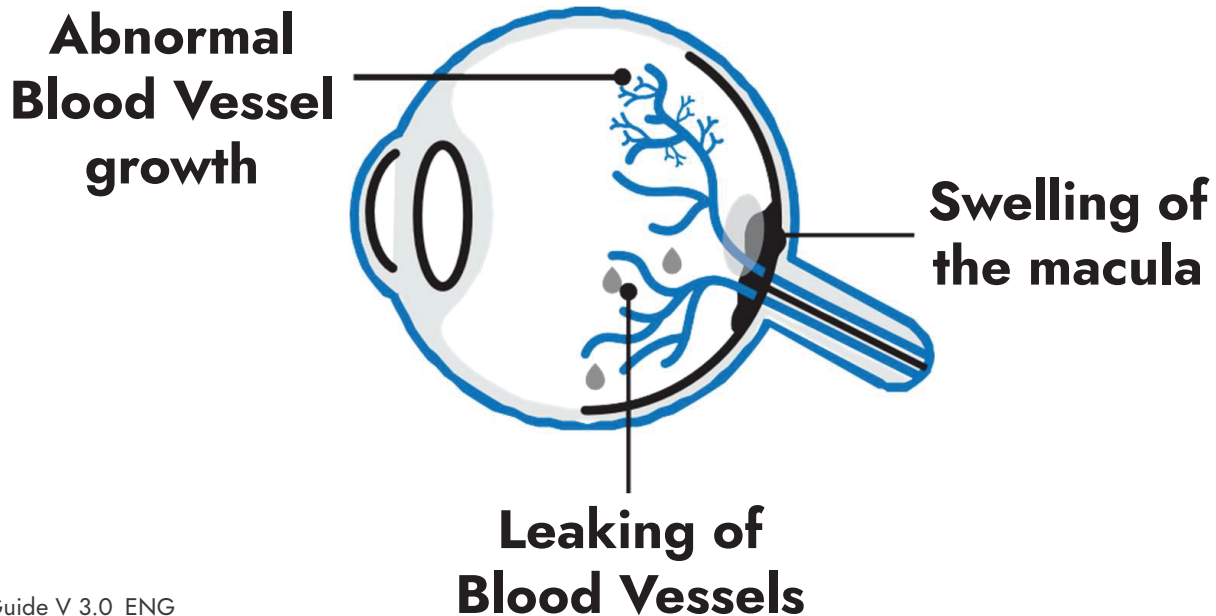
**The macula** is the central part of the retina, responsible for our sharpest vision. This is used to read, drive a car, recognise faces or colours, and see objects in fine detail.



# Healthy Eye



# Eye Affected by DME



# Symptoms may include:



**gaps or dark spots**



**muted colours**



**blurred vision**



**things appearing as the wrong shape**

1. Gaps or dark spots may appear in your vision
2. Colours might appear dull or faded
3. Vision may be blurred or wavy
4. Objects may change size
5. Seeing in bright or glaring light may be difficult
6. Reading or driving may be difficult

# 4. What is CRVO?

**RVO** is a chronic eye condition that can lead to sudden painless vision loss.

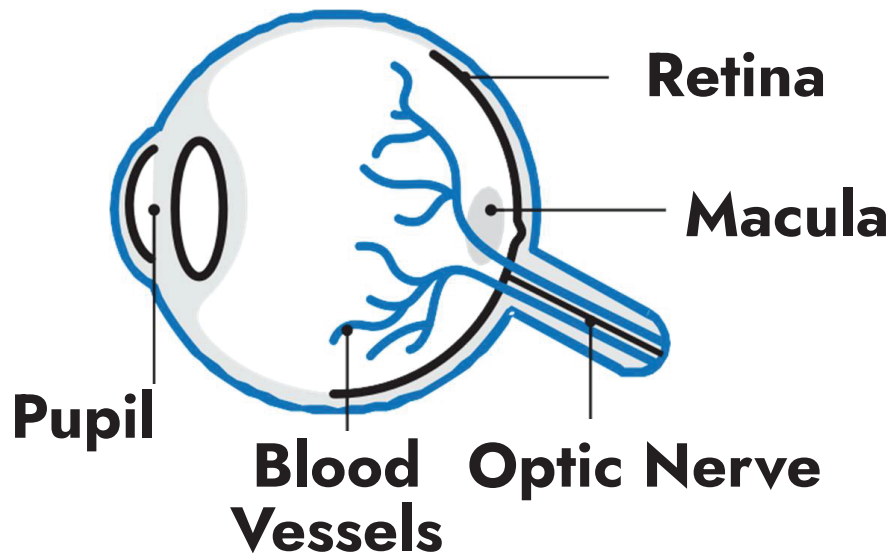
**RVO** typically affects only one eye. **CRVO** is due to blockage of the main retinal vein, which transports blood away from the retina.

A **RVO** prevents blood draining from the retina, which leads to bleeding and fluid leakage, causing swelling in the macula.

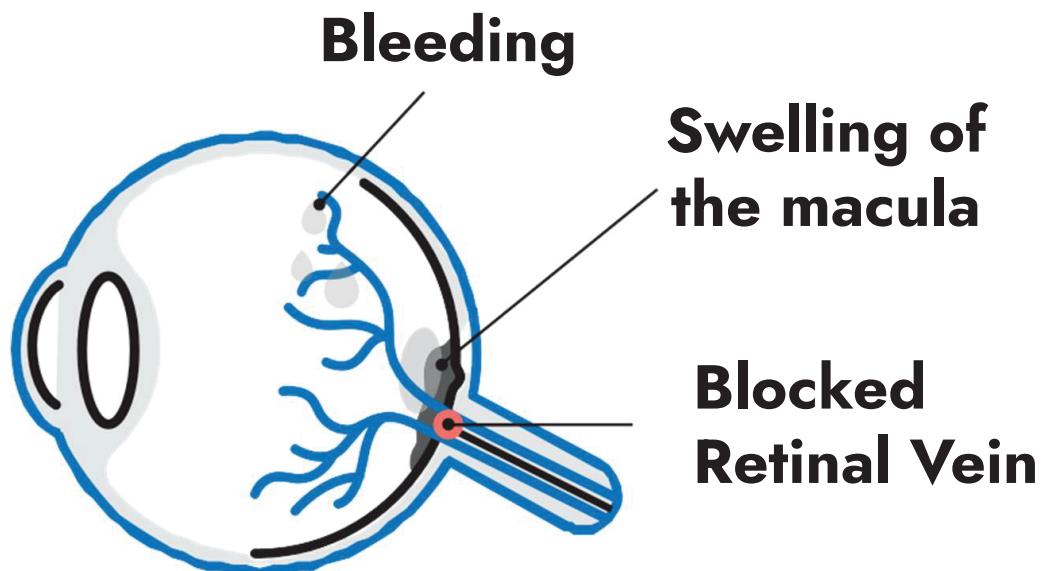
**The retina** is the back layer inside the eye that records the images we see - and sends them to the brain.

**The macula** is the central part of the retina, responsible for our sharpest vision. This is used to read, drive a car, recognise faces or colours, and see objects in fine detail.

# Healthy Eye



# Eye Affected by CRVO



# Symptoms may include:



**gaps or dark spots**



**muted colours**



**blurred vision**

1. Sudden painless blurring or vision loss in part of or all of one eye
2. Dark spots, little squiggles, or lines may appear in your vision
3. Colours might appear dull or faded
4. Vision may be blurred or wavy
5. Reading or driving may be difficult

# 5. What is BRVO?

**RVO** is a chronic eye condition that can lead to sudden painless vision loss.

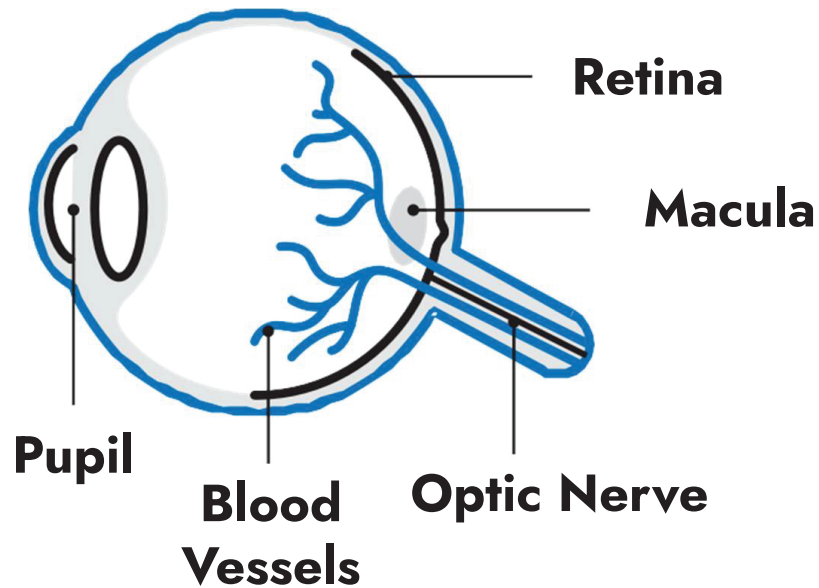
**RVO** typically affects only one eye. **BRVO** is due to blockage of one or more branches of the main retinal vein, each of which drains the retina.

A **RVO** prevents blood draining from the retina, which leads to bleeding and fluid leakage, causing swelling in the macula.

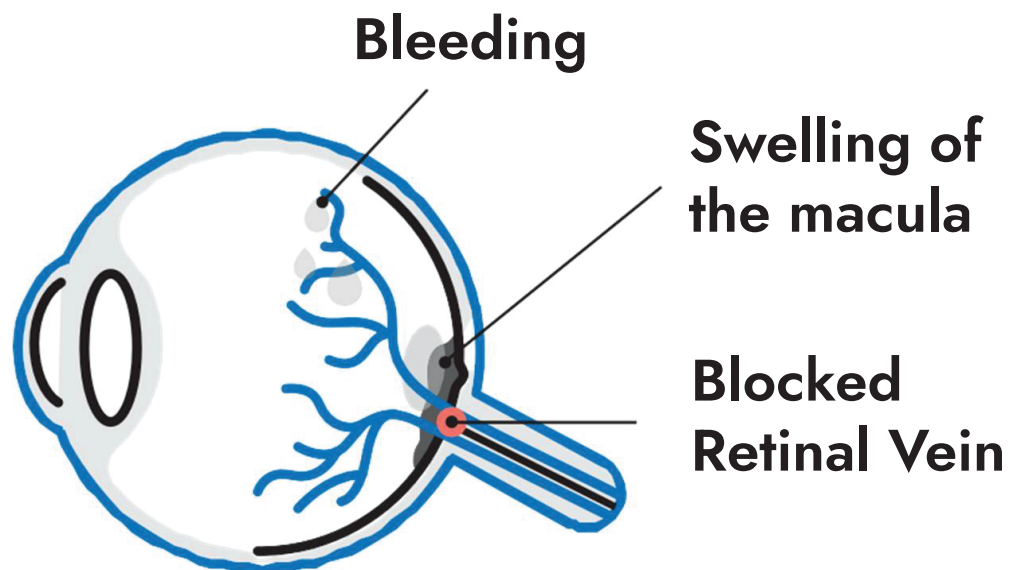
**The retina** is the back layer inside the eye that records the images we see - and sends them to the brain.

**The macula** is the central part of the retina, responsible for our sharpest vision. This is used to read, drive a car, recognise faces or colours, and see objects in fine detail.

# Healthy Eye



# Eye Affected by BRVO



# Symptoms may include:



**gaps or dark spots**



**muted colours**



**blurred vision**

1. Sudden painless blurring or vision loss in part of or all of one eye
2. Dark spots, little squiggles, or lines may appear in your vision
3. Colours might appear dull or faded
4. Vision may be blurred or wavy
5. Reading or driving may be difficult



# 6. What is Vabysmo?

Vabysmo is an eye injection containing the active substance **faricimab**.

Certain proteins in higher than normal levels can cause the growth of abnormal blood vessels or cause the damage to the normal vessels at the back of the eye. These abnormal vessels can leak fluid into the eye causing swelling and vision loss.


By blocking these proteins Vabysmo helps reduce the leakage and thereby maintain, or even improve, your vision.

Your condition will be regularly monitored by your doctor to make sure the treatment is



# 7. Treatment with Vabysmo

## Preparing for Your Treatment Day

- 
- Have a family member or supporter take you to and from your appointment. This will not only help you with logistics but might also support you in keeping all the information given/ in conversation with your doctor.
  - Avoid wearing makeup on the day of your injection
  - Take dark glasses with you as your eyes may be sensitive to light after the injection

# 7. Treatment with Vabysmo


## On Treatment Day

### Before the Injection

- Vabysmo is injected into your eye (intravitreal injection) by a doctor experienced in giving eye injections. Before the injection, your doctor will use a disinfectant eyewash to clean your eye carefully to prevent infection.
- It is understandable to worry about such injection, your doctor will give you an eye drop (local anaesthetic) to numb the eye to reduce or prevent pain from the injection
- Your eyelid will be kept open using a tool to stop you from blinking

# 7. Treatment with Vabysmo


## On Treatment Day

- 
- Tell your doctor before having Vabysmo if:**
    - You have an infection in or around the eye
    - You have pain or redness in your eye (eye inflammation)
    - You are allergic to faricimab or any of the other ingredients of this medicine. The full list can be found in the package information leaflet
  - During the Injection**
    - The injection will only take a few minutes
    - You will be awake
    - You may feel pressure during the injection, but you should feel no pain

# 7. Treatment with Vabysmo

## On Treatment Day

### After the Injection

- 
- Ask your doctor if you should avoid any particular activities
  - Use any treatment given to you by your eye doctor
  - Try to rest your eyes as much as possible and for at least a few hours at first
  - You may have temporary vision problems (for example, blurred vision) after your injections with Vabysmo

## 8. Recommendation for Adequate After Injection Care

After the injection, you will probably have blurred eyesight and small particles in your vision. This is normal and should only last a few days.

### Sometimes, after Vabysmo intravitreal injection you may experience:

- Inflammation inside the eye
- An uncommon but severe infection inside the eye called “endophthalmitis”

## 8. Contact your doctor immediately if:

Contact your doctor immediately if you have any of the following, which are signs of allergic reactions, inflammation, or infections:

01

Sudden vision loss

02

Blurred or decreased vision

03

Increased sensitivity to light

04

Worsening redness of the eye, eye pain, or increased eye discomfort

05

An increased number of small particles in your vision that don't go away after a few days

It is important to follow the treatment schedule recommended by your doctor. Ask for your doctor's advice before stopping the treatment.

## 9. Reporting of Safety Information



If you get any side effects, talk to your doctor as soon as possible. This includes any possible side effects not listed in the information leaflet that you receive with this guide.

You can also report side effects directly via the national reporting system at  
☎ 02222-280803, +8801728-349503 ✉ adrmcell.dgda@gmail.com

and

Roche Bangladesh contact information for reporting

✉ bangladesh.drugsafety@roche.com or ☎ +88 017 666 86086.

By reporting side effects, you can help provide more information on the safety of this medicine.



For additional safety information, please talk to your doctor and see the accompanying Vabysmo full Prescribing Information.



Ninakabbo, 227/A, Level-2  
(Unit-B; South-West)  
Tejgaon Gulshan Link Road  
Tejgaon I/A, Dhaka-1208, Bangladesh

For a digital version of  
this information please  
scan this QR code

